

# JAMAICA



## REVENUE ESTIMATES 2018/2019

For the Financial Year Ending  
31<sup>st</sup> March 2019

Ministry of Finance and the Public Service

As Presented to the House of  
Representatives  
15<sup>th</sup> day of February, 2018

**INDEX TO ESTIMATES OF REVENUE  
2018-2019**

	<b>Page No.</b>
<b>A STATEMENT OF REVENUE ESTIMATES</b>	
Statement I      Summary of Revenue and Loan Receipts	1
Statement II     Details of Revenue and Loan Receipts	2
<b>B STATEMENT OF FINANCING OF THE BUDGET</b>	
Statement III     Statement of Statutory Expenditure Charged to the Consolidated Fund	12
Statement IV     Institutional Projects and Programmes - Funding of Projects	14
<b>C SUMMARY ESTIMATES OF EXPENDITURE</b>	
Summary of Net Expenditure Estimates by Head	16
Statutory Provisions and Provisions to be Voted by Head	21

## 2018-2019 JAMAICA BUDGET

## STATEMENT I

## REVENUE AND LOAN RECEIPTS

## SUMMARY

Head	Estimates 2018/2019	Accounts 2017/18	Consolidated Fund Receipts 2017/2018 (December 2017)
	\$	\$	\$
<b>I RECURRENT REVENUE</b>			
<b>TAXATION</b>			
Customs	38,729,463,954.0	36,818,356,960.0	26,154,454,931.1
Income Tax	138,206,455,551.3	122,564,399,061.0	85,998,245,490.8
Stamp Duties	15,684,122,985.0	14,999,752,538.0	13,409,937,699.0
Motor Vehicle Licences(Motor Vehicle Act)	3,901,952,000.0	3,579,031,838.0	2,889,166,393.3
Other Licences	534,888,697.7	500,453,286.0	613,940,817.0
Travel Tax	18,598,933,127.0	15,847,911,000.0	13,521,969,276.8
Betting, Gaming and Lotteries-Duties, Fees and Levies	3,003,013,169.0	3,081,285,838.0	1,974,252,571.0
Education Tax	27,146,148,512.0	24,228,044,716.0	14,741,416,756.7
Contractors Levy	2,047,085,569.0	1,287,200,808.0	3,082,272,460.3
General Consumption Tax	177,058,273,783.0	167,293,696,123.0	111,892,828,697.2
Special Consumption Tax	81,300,486,688.0	75,495,625,498.0	56,464,946,565.8
Environmental Levy	3,844,232,994.0	3,465,315,883.0	6,244,046,332.4
Telephone Call Tax	3,231,659,000.0	4,600,620,000.0	566,203,558.6
Guest Accommodation Room Tax	2,770,956,814.0	2,428,501,269.0	2,204,834,972.6
Minimum Business Tax	942,489,600.0	698,892,552.0	932,939,139.1
Quarry Tax	61,132,800.0	80,000,000.0	103,969,365.3
Import Licences-Trade Board	133,640,339.5	125,036,755.0	178,470,859.3
Telecommunication Licences	1,240,341,510.8	1,160,490,000.0	36,074,072.8
<b>TOTAL</b>	<b>518,435,277,094.3</b>	<b>478,254,614,125.0</b>	<b>341,009,969,959.1</b>
<b>II NON-TAX REVENUE</b>	<b>60,880,365,000.0</b>	<b>52,103,568,746.9</b>	<b>33,889,999,904.4</b>
<b>MISCELEANOUS RECEIPTS (UNCLASSIFIED)</b>			<b>113,371,481.8</b>
<b>TOTAL RECURRENT REVENUE</b>	<b>579,315,642,094.3</b>	<b>530,358,182,871.9</b>	<b>375,013,341,345.3</b>
<b>III CAPITAL REVENUE</b>			
Land Sales	36,322,500.0	80,000,000.0	-
Loan Repayments	2,051,777,632.7	2,148,067,010.4	3,402,727,479.1
Extraordinary Receipts: Miscellaneous	14,590,100,000.0	11,701,300,000.0	3,438,711,220.2
<b>TOTAL CAPITAL REVENUE</b>	<b>16,678,200,132.7</b>	<b>13,929,367,010.4</b>	<b>6,841,438,699.3</b>
<b>TOTAL RECURRENT AND CAPITAL REVENUE</b>	<b>595,993,842,227.0</b>	<b>544,287,549,882.3</b>	<b>381,854,780,044.6</b>
<b>IV GRANTS</b>			
<b>(I) TRANSFER FROM CAPITAL DEVELOPMENT FUND</b>			
Transfers to Current Account	-	-	-
Transfers to Capital Account	-	-	-
<b>(II) EXTERNAL GRANTS</b>			
Grants from the European Union	3,672,000,000.0	-	608,077,220.2
Miscellaneous Grants	-	-	-
Other Grants	5,386,713,000.0	4,352,118,000.0	4,352,118,000.0
<b>TOTAL GRANTS</b>		<b>4,352,118,000.0</b>	<b>4,960,195,220.2</b>
<b>V LOAN RECEIPTS</b>			
Loan receipts	103,198,288,000.0	159,612,040,000.0	336,057,704,170.9
<b>TOTAL LOAN RECEIPTS</b>	<b>103,198,288,000.0</b>	<b>159,612,040,000.0</b>	<b>336,057,704,170.9</b>
<b>TOTAL REVENUE AND LOAN RECEIPTS</b>	<b>699,192,130,227.0</b>	<b>708,251,707,882.3</b>	<b>722,872,679,435.6</b>

## 2018-2019 JAMAICA BUDGET

## STATEMENT II

## DETAILS OF REVENUE AND LOAN RECEIPTS

REVENUE ITEM DESCRIPTION	Estimates 2018/2019 (1)	Revised 2017/2018 Estimates (2)	Consolidated	Budget
			Fund Receipts 2017/2018 (December 2017) (3)	Increase(+) / Decrease (-) [(1)-(2)] (4)
	J\$	J\$	J\$	J\$
<b>TAX REVENUE</b>				
Import Duties	38,729,463,954.0	36,818,356,960.0	26,154,454,931.1	1,911,106,994.0
Income Tax-Companies	63,874,392,654.3	50,585,725,220.0	25,852,565,531.8	13,288,667,434.3
Income Tax- Individuals	59,623,248,120.0	55,828,582,648.0	43,472,308,466.5	3,794,665,472.0
Tax on Interest/Dividend	14,708,814,777.0	16,150,091,193.0	16,673,371,492.5	(1,441,276,416.0)
Stamp Duties(local)	13,255,950,456.0	12,636,851,240.0	5,608,962,043.3	619,099,216.0
Stamp Duties(import)	2,428,172,529.0	2,362,901,298.0	7,800,975,655.7	65,271,231.0
Motor Vehicle Licences (Motor Vehicle Act)	3,901,952,000.0	3,579,031,838.0	2,889,166,393.3	322,920,162.0
Customs Brokers	5,130,280.5	4,800,000.0	291,930,589.8	330,280.5
Gaming Machines	305,850,224.2	286,160,000.0	195,559,559.9	19,690,224.2
Tourist Shop Licence	16,737,540.2	15,660,000.0	23,729,243.6	1,077,540.2
Tourist Shop Operators Licence	27,126,358.3	25,380,000.0	5,066,765.8	1,746,358.3
Hotel Licence Duty	5,384,157.8	5,037,533.0	3,686,456.6	346,624.8
Other Licences	174,660,136.6	163,415,753.0	93,968,201.3	11,244,383.6
Travel Tax	12,089,306,532.6	8,716,351,050.0	8,286,288,072.5	3,372,955,482.6
Passenger Levy	6,509,626,594.5	7,131,559,950.0	5,235,681,204.3	(621,933,355.6)
Betting, Gaming and Lotteries-Duties, Fees and Levies	3,003,013,169.0	3,081,285,838.0	1,974,252,571.0	(78,272,669.0)
Education Tax	27,146,148,512.0	24,228,044,716.0	14,741,416,756.7	2,918,103,796.0
Contractors Levy	2,047,085,569.0	1,287,200,808.0	3,082,272,460.3	759,884,761.0
General Consumption Tax(local)	95,989,093,051.0	84,825,399,943.0	53,014,909,649.7	11,163,693,108.0
General Consumption Tax (import)	81,069,180,732.0	82,468,296,180.0	58,877,919,047.6	(1,399,115,448.0)
Special Consumption Tax(local)	27,852,886,688.0	22,090,375,498.0	37,870,991,389.9	5,762,511,190.0
Special Consumption Tax (import)	53,447,600,000.0	53,405,250,000.0	18,593,955,175.9	42,350,000.0
Environmental Levy (local)	513,186,667.0	419,420,165.0	4,068,413,873.7	93,766,502.0
Environmental Levy (import)	3,331,046,327.0	3,045,895,718.0	2,175,632,458.7	285,150,609.0
Telephone Call Tax	3,231,659,000.0	4,600,620,000.0	566,203,558.6	(1,368,961,000.0)
Guest Accommodation Room Tax	2,770,956,814.0	2,428,501,269.0	2,204,834,972.6	342,455,545.0
Minimum Business Tax	942,489,600.0	698,892,552.0	932,939,139.1	243,597,048.0
Quarry Tax	61,132,800.0	80,000,000.0	103,969,365.3	(18,867,200.0)
Import Licences-Trade Board	133,640,339.5	125,036,755.0	178,470,859.3	8,603,584.5
Telecommunication Licences	1,240,341,510.8	1,160,490,000.0	36,074,072.8	79,851,510.8
<b>TOTAL TAX REVENUE</b>	<b>518,435,277,094.3</b>	<b>478,254,614,125.0</b>	<b>341,009,969,959.1</b>	<b>40,180,662,969.3</b>
<b>HIS EXCELLENCY THE GOVERNOR GENERAL AND STAFF</b>				
Processing Fees	10,000.0	0.0	111,945.2	10,000.0
Miscellaneous Receipts	20,000.0	0.0	132,060.9	20,000.0
<b>TOTAL- HIS EXCELLENCY THE GOVERNOR GENERAL AND STAFF</b>	<b>30,000.0</b>	<b>0.0</b>	<b>244,006.1</b>	<b>30,000.0</b>
<b>OFFICE OF THE CONTRACTOR GENERAL</b>				
Contractor's Registration Fees	4,050,000.0	4,445,000.0	4,894,090.0	(395,000.0)
<b>TOTAL- OFFICE OF THE CONTRACTOR GENERAL</b>	<b>4,050,000.0</b>	<b>4,445,000.0</b>	<b>4,894,090.0</b>	<b>(395,000.0)</b>
<b>AUDITOR GENERAL'S DEPARTMENT</b>				
Audit Fees	10,000,000.0	10,000,000.0	1,367,654.5	0.0
Miscellaneous Fees	10,000.0	25,000.0	10,209,039.4	(15,000.0)
<b>TOTAL- AUDITOR GENERAL'S DEPARTMENT</b>	<b>10,010,000.0</b>	<b>10,025,000.0</b>	<b>11,576,694.0</b>	<b>(15,000.0)</b>
<b>OFFICE OF THE SERVICES COMMISSIONS</b>				
Processing Fees	8,500.0	8,000.0	0.0	500.0
Miscellaneous Fees	36,000.0	10,000.0	974,885.7	26,000.0
<b>TOTAL-OFFICE OF THE SERVICES COMMISSIONS</b>	<b>44,500.0</b>	<b>18,000.0</b>	<b>974,885.7</b>	<b>26,500.0</b>

## 2018-2019 JAMAICA BUDGET

## STATEMENT II

## DETAILS OF REVENUE AND LOAN RECEIPTS

REVENUE ITEM DESCRIPTION	Estimates 2018/2019 (1)	Revised 2017/2018 Estimates (2)	Consolidated	Budget
			Fund Receipts 2017/2018 (December 2017) (3)	Increase (+) / Decrease (-) [(1)-(2)] (4)
<b>OFFICE OF THE PRIME MINISTER</b>				
Rental Charges	0.0	180,000.0	0.0	(180,000.0)
Irrevocable Order	30,000.0	35,000.0	0.0	(5,000.0)
Miscellaneous Receipts	70,000.0	540,000.0	46,036,506.5	(470,000.0)
<b>TOTAL-OFFICE OF THE PRIME MINISTER</b>	<b>100,000.0</b>	<b>755,000.0</b>	<b>46,036,506.5</b>	<b>(655,000.0)</b>
<b>ELECTORAL COMMISSION</b>				
Registration and ID Card Service	7,000,000.0	7,000,000.0	0.0	0.0
Miscellaneous Receipts	42,000.0	42,000.0	831,758.5	0.0
<b>TOTAL- ELECTORAL COMMISSION</b>	<b>7,042,000.0</b>	<b>7,042,000.0</b>	<b>831,758.5</b>	<b>0.0</b>
<b>OFFICE OF THE CABINET</b>				
Irrevocable Order	8,000.0	2,000.0	0.0	6,000.0
Miscellaneous Receipts	2,000.0	8,000.0	215,985.1	(6,000.0)
<b>TOTAL- OFFICE OF THE CABINET</b>	<b>10,000.0</b>	<b>10,000.0</b>	<b>215,985.1</b>	<b>0.0</b>
<b>MINISTRY OF TOURISM</b>				
Irrevocable Order	8,000.0	8,000.0	0.0	0.0
Miscellaneous Receipts	92,000.0	92,000.0	662,741.7	0.0
De- earmarked Funds - TEF/ CHASE	0.0	0.0	0.0	0.0
<b>TOTAL- MINISTRY OF TOURISM</b>	<b>100,000.0</b>	<b>100,000.0</b>	<b>662,741.7</b>	<b>0.0</b>
<b>MINISTRY OF ECONOMIC GROWTH AND JOB CREATION</b>				
Miscellaneous Receipts	235,007.3	0.0	9,847,844.2	235,007.3
<b>TOTAL- MINISTRY OF ECONOMIC GROWTH AND JOB CREATION</b>	<b>235,007.3</b>	<b>0.0</b>	<b>9,847,844.2</b>	<b>235,007.3</b>
<b>FORESTRY DEPARTMENT</b>				
Timber Sales	4,000,000.0	4,000,000.0	0.0	0.0
Sale of Seedlings	1,800,000.0	1,800,000.0	0.0	0.0
Miscellaneous Receipts	1,600,000.0	1,600,000.0	32,404.1	0.0
<b>TOTAL-FORESTRY DEPARTMENT</b>	<b>7,400,000.0</b>	<b>7,400,000.0</b>	<b>32,404.1</b>	<b>0.0</b>
<b>NATIONAL LAND AGENCY</b>				
Miscellaneous Receipts (50% of Gross Receipts)		0.0	0.0	0.0
Assurance Fund (50% of Gross Receipts)	29,542,000.0	23,652,000.0	0.0	5,890,000.0
Rents - Crown Lands and Other Government Properties	134,400,000.0	120,000,000.0	0.0	14,400,000.0
Land Settlement Properties	22,967,000.0	22,000,000.0	0.0	967,000.0
Rental of Land-Leased properties	0.0	0.0	0.0	0.0
Attorney's Fee/ Photocopying		0.0	0.0	0.0
Miscellaneous Receipts	2,100,000.0	1,000,000.0	60,287,439.8	1,100,000.0
Other Receipts	1,000,000.0	2,000,000.0	80,119,930.6	(1,000,000.0)
<b>TOTAL NATIONAL LAND AGENCY</b>	<b>190,009,000.0</b>	<b>168,652,000.0</b>	<b>140,407,370.4</b>	<b>21,357,000.0</b>
<b>NATIONAL ENVIRONMENT AND PLANNING AGENCY</b>				
Beach and Dredging Licences	54,776,753.0	0.0	0.0	54,776,753.0
Environment Permits and Licences Hunters Licences	72,870,000.0	0.0	0.0	72,870,000.0
Hunters Licences	30,500,000.0	0.0	0.0	30,500,000.0
Air Quality Licence	13,031,727.0	0.0	0.0	13,031,727.0
Lifeguard	8,305,700.0	0.0	0.0	8,305,700.0
CITES	1,057,000.0	0.0	0.0	1,057,000.0
Hazardous Waste	715,000.0	0.0	0.0	715,000.0

## 2018-2019 JAMAICA BUDGET

## STATEMENT II

## DETAILS OF REVENUE AND LOAN RECEIPTS

REVENUE ITEM DESCRIPTION	Estimates 2018/2019 ( <sup>'1</sup> )	Revised 2017/2018 Estimates ( <sup>'2</sup> )	Consolidated	Budget
			Fund Receipts	Increase(+)/
			2017/2018	Decrease (-)
			(December 2017)	[( <sup>1</sup> )-( <sup>2</sup> )]
	( <sup>'3</sup> )	( <sup>'4</sup> )		
Wastewater and Sludge	55,510,504.0	0.0	0.0	55,510,504.0
Other Fees	0.0	0.0	0.0	0.0
<b>TOTAL NATIONAL ENVIRONMENT AND PLANNING AGENCY</b>	<b>236,766,684.0</b>	<b>0.0</b>	<b>0.0</b>	<b>236,766,684.0</b>
<b>MINISTRY OF FINANCE AND THE PUBLIC SERVICE</b>				
Fees- Banking Licence Registration (1973) - Commercial Banks	261,538,251.5	241,100,544.0	191,859,181.5	20,437,707.5
Profits in Government owned companies-Dividends and Financial Distribution	40,045,154,749.7	33,211,600,000.0	13,494,580,660.1	6,833,554,749.7
Sale of Unserviceable Stores	36,717,807.0	36,717,807.0	0.0	0.0
BOJ Profits	0.0	0.0	0.0	0.0
Sale of Gazettes	1,890,000.0	1,890,000.0	337,891.5	0.0
Fees-Scotia Bank Jamaica Economic Growth Fund	0.0	0.0	0.0	0.0
Provident Fund	15,850,000.0	15,850,000.0	7,779,186.0	0.0
Fees-FIA Licence Registration	7,173,338.0	7,173,338.0	6,186,000.0	0.0
Fees-Building Societies	59,671,544.0	59,671,544.0	0.0	0.0
Sale of Forfeited Goods-FID	0.0	5,000,000.0	4,778,017.1	(5,000,000.0)
Cash Seized and Forfeited	0.0	118,276,345.0	18,936,070.6	(118,276,345.0)
Miscellaneous Receipts	12,000,000.0	42,000,000.0	190,050,437.9	(30,000,000.0)
Forfeiture of Loan Agreement (MDB)	8,400,000.0	8,400,000.0	734,466.2	0.0
<b>TOTAL- MINISTRY OF FINANCE AND THE PUBLIC SERVICE</b>	<b>40,448,395,690.2</b>	<b>33,747,679,578.0</b>	<b>13,915,241,910.9</b>	<b>6,700,716,112.2</b>
<b>ACCOUNTANT GENERAL'S DEPARTMENT</b>				
Interest on On Lent Loans	354,967,239.0	2,117,355,053.0	2,485,418,865.7	(1,762,387,814.0)
Interest Earned on Local Currency Bank Accounts	138,980,883.1	132,362,745.8	594,093,847.6	6,618,137.3
Interest Earned on Foreign Currency Bank Accounts/PCDF Interest	1,805,509,657.3	41,723,483.1	381,399,834.4	1,763,786,174.2
Interest Earned on Loans and Advances to Public Officers	31,338,434.2	29,846,127.8	3,689,598.9	1,492,306.4
Interest on Government Deposits(MDA)	592,636,515.3	564,415,728.8	1,095,816.3	28,220,786.4
Pension Contributions: 5 % Contribution Scheme	1,791,549,375.7	4,176,814,894.0	509,638,595.7	(2,385,265,518.4)
Pension Contribution:Members of the Legislature	8,309,901.5	7,914,191.9	4,296,119.8	395,709.6
Pension Contributions: Other Government Authorities for Seconded Officers	1,093,647.7	1,041,569.2	2,483,164.5	52,078.5
Recovery of Pension and Salary	8,528,225.6	8,122,119.6	6,976,904.6	406,106.0
Chancery Fund Commission	0.0	0.0	1,389,879.1	0.0
Sale of Receipt Books	2,022,381.0	1,926,077.1	1,460,429.4	96,303.9
Recovery of Prior Years' Expenditure	100,485.2	95,700.2	752,630.1	4,785.0
Processing Fees- Salary Deduction	1,640,535.2	1,562,414.5	1,316,345.0	78,120.7
Miscellaneous Receipts	5,371,166.9	5,115,397.1	459,681,922.1	255,769.9
Registration of Jamaica Investment Capital Growth Funds	73,044.2	69,565.9	0.0	3,478.3
Fees on Government Guaranteed Loans	0.0	0.0	0.0	0.0
Executive Agency Investment Fund Management Fees	0.0	0.0	0.0	0.0
<b>TOTAL- ACCOUNTANT GENERAL'S DEPARTMENT</b>	<b>4,742,121,491.8</b>	<b>7,088,365,068.0</b>	<b>4,453,693,953.1</b>	<b>(2,346,243,576.3)</b>
<b>JAMAICA CUSTOMS AGENCY</b>				
Warehouse Fees	5,998,300.3		4,585,872.1	5,998,300.3
Receipts from Sale of Seized Items	188,221,208.8	287,200,000.0	0.0	(98,978,791.2)
Penalty Payments for Breaches of Customs Act and Regulations	151,533,977.3	120,000,000.0	57,742,201.0	31,533,977.3
Net Service Charge for Shipping and Airline Carriers	870,125,886.0	0.0	0.0	870,125,886.0
Processing Fees		0.0	7,601,858.0	0.0

## 2018-2019 JAMAICA BUDGET

STATEMENT II  
DETAILS OF REVENUE AND LOAN RECEIPTS

REVENUE ITEM DESCRIPTION	Estimates	Revised	Consolidated	Budget
	2018/2019	2017/2018	Fund Receipts	Increase(+) /
	(1)	Estimates	(December 2017)	Decrease (-)
	('1)	('2)	('3)	('4)
Standard and Compliance Fees	33,632,622.5	28,800,000.0	431,860,522.1	4,832,622.5
Customs User/ Administration Fee	5,167,604,576.9	5,400,000,000.0	3,417,187,492.0	(232,395,423.1)
Irrevocable Standing Orders	54,000.0	0.0	0.0	54,000.0
Miscellaneous Receipts	650,264.5	4,014,000.0	591,342,749.7	(3,363,735.5)
<b>TOTAL- JAMAICA CUSTOMS AGENCY</b>	<b>6,417,820,836.3</b>	<b>5,840,014,000.0</b>	<b>4,510,320,694.9</b>	<b>577,806,836.3</b>
<b>TAX ADMINISTRATION OF JAMAICA</b>				
Penalty for late and non-payment of sundry taxes and licences	300,000.0	620,000.0	0.0	(320,000.0)
Penalty for Breaches of Spirit Licences	400,000.0	450,000.0	0.0	(50,000.0)
Property Tax (2.5%)	200,000,000.0	160,000,000.0	120,445,843.6	40,000,000.0
National Health Fund(NHF 2.5%)	0.0	0.0	0.0	0.0
Passport Immigration & Citizenship Agency Fee 0.5%	460,000.0	440,000.0	204,390.0	20,000.0
Road Maintenance Fund 2.5%	37,000,000.0	33,000,000.0	18,628,916.1	4,000,000.0
Special Consumption Tax 2.5%	0.0	0.0	0.0	0.0
Island Traffic Authority 20%	15,000,000.0	11,000,000.0	6,509,401.8	4,000,000.0
Police User Fees	360,000,000.0	300,000,000.0	126,601,600.0	60,000,000.0
Trade Licence 2.5%	6,300,000.0	6,000,000.0	4,596,392.2	300,000.0
Miscellaneous Receipts	25,000,000.0	24,000,000.0	204,896,201.0	1,000,000.0
Firearm Licensing Authority User Fees	0.0	0.0	4,585,863.0	0.0
Net Service Charge for services rendered by Excise Officers	0.0	0.0	0.0	0.0
<b>TOTAL-TAX ADMINISTRATION OF JAMAICA</b>	<b>644,460,000.0</b>	<b>535,510,000.0</b>	<b>486,468,607.6</b>	<b>108,950,000.0</b>
<b>MINISTRY OF NATIONAL SECURITY</b>				
Sale of Services- CRDC	13,500,000.0	11,145,600.0	0.0	2,354,400.0
Miscellaneous Receipts	4,200,000.0	15,000,000.0	13,619,444.8	(10,800,000.0)
<b>TOTAL- MINISTRY OF NATIONAL SECURITY</b>	<b>17,700,000.0</b>	<b>26,145,600.0</b>	<b>13,619,444.8</b>	<b>(8,445,600.0)</b>
<b>JAMAICA DEFENCE FORCE</b>				
Rental of Lettings (Land and Buildings) Soldier's Contribution	900,000.0	21,000,000.0	0.0	(20,100,000.0)
Soldiers' Contribution to various services	3,500,000.0	9,225,208.8	2,553,865.3	(5,725,208.8)
<b>TOTAL-JAMAICA DEFENCE FORCE</b>	<b>4,400,000.0</b>	<b>30,225,208.8</b>	<b>2,553,865.3</b>	<b>(25,825,208.8)</b>
<b>POLICE DEPARTMENT</b>				
Police Certificates	710,046,000.0	674,735,000.0	33,456,250.0	35,311,000.0
Finger Print Search (Formerly User Service Fees)	0.0	0.0	50,289,705.8	0.0
Pension Contributions: Constabulary	219,454,000.0	216,454,000.0	127,166,552.5	3,000,000.0
Pension Contributions: Special Constables	0.0	0.0	18,104,824.9	0.0
Accident Report	24,839,000.0	20,839,000.0	0.0	4,000,000.0
Miscellaneous Receipts	70,443,000.0	61,443,000.0	27,384,173.8	9,000,000.0
<b>TOTAL-POLICE DEPARTMENT</b>	<b>1,024,782,000.0</b>	<b>973,471,000.0</b>	<b>256,401,506.9</b>	<b>51,311,000.0</b>
<b>DEPARTMENT OF CORRECTIONAL SERVICES</b>				
Sundry Fines and Contribution	1,205,100.0	1,186,600.0	5,936,678.4	18,500.0
<b>TOTAL - DEPARTMENT OF CORRECTIONAL SERVICES</b>	<b>1,205,100.0</b>	<b>1,186,600.0</b>	<b>5,936,678.4</b>	<b>18,500.0</b>
<b>PASSPORT, IMMIGRATION AND CITIZENSHIP AGENCY</b>				
Passport Services	1,733,879,340.5	0.0	0.0	1,733,879,340.5
Citizenship Services	65,546,940.0	0.0	0.0	65,546,940.0
Immigration Services	396,592,320.0	0.0	0.0	396,592,320.0
Miscellaneous Fees	253,080,000.0	0.0	319,515.9	253,080,000.0

## 2018-2019 JAMAICA BUDGET

## STATEMENT II

## DETAILS OF REVENUE AND LOAN RECEIPTS

REVENUE ITEM DESCRIPTION	Estimates 2018/2019 ( <sup>'1</sup> )	Revised 2017/2018 Estimates ( <sup>'2</sup> )	Consolidated	Budget
			Fund Receipts	Increase(+)/
			2017/2018	Decrease (-)
			(December 2017)	[( <sup>1</sup> )-( <sup>2</sup> )]
	( <sup>'1</sup> )	( <sup>'2</sup> )	( <sup>'3</sup> )	( <sup>'4</sup> )
<b>TOTAL- PASSPORT, IMMIGRATION AND CITIZENSHIP AGENCY</b>	2,449,098,600.5	0.0	319,515.9	2,449,098,600.5
<b>MINISTRY OF JUSTICE</b>				
Traffic Fines	284,054.0	220,301.0	291,058,778.3	63,753.0
Other Court Fines	160,087.0	254,815.0	0.0	(94,728.0)
Sale of Revised Laws of Jamaica to the Private Sector	0.0	0.0	0.0	0.0
Forfeited Recognizances (Funds)	0.0	0.0	0.0	0.0
Sale of Marriage Licences	0.0	0.0	0.0	0.0
Miscellaneous Receipts	860,030.0	982,878.0	215,063,140.1	(122,848.0)
Tender Documents	0.0	27,000.0	0.0	(27,000.0)
<b>TOTAL- MINISTRY OF JUSTICE</b>	1,304,171.0	1,484,994.0	506,121,918.5	(180,823.0)
<b>ADMINISTRATOR GENERAL'S DEPARTMENT</b>				
Charges for Administering Intestate Estate (50% of Gross Receipts)	15,000,000.0	40,000,000.0	29,749,068.3	(25,000,000.0)
Bona Vacantia and Unclaimed Balances	5,000,000.0	5,000,000.0	140,700.0	0.0
<b>TOTAL- ADMINISTRATOR GENERAL'S DEPARTMENT</b>	20,000,000.0	45,000,000.0	29,889,768.3	(25,000,000.0)
<b>MINISTRY OF FOREIGN AFFAIRS AND FOREIGN TRADE</b>				
Visa Fees from Overseas Missions	20,254,274.0	12,328,226.0	6,520,705.9	13,733,568.1
Authentication fees	13,502,851.0	8,218,818.0	13,207,993.0	294,858.0
Rush fees	3,375,712.0	2,054,704.0	516,060.7	2,859,651.3
Consul fees	18,903,991.0	11,506,345.0	5,238,698.1	13,665,292.9
Postage fees	2,700,571.0	1,643,764.0	27,900.3	2,672,670.7
Miscellaneous Receipts	8,776,852.0	5,342,231.0	70,047,530.1	(61,270,678.1)
<b>TOTAL- MINISTRY OF FOREIGN AFFAIRS AND FOREIGN TRADE</b>	67,514,251.0	41,094,088.0	95,558,888.0	(28,044,637.0)
<b>MINISTRY OF LABOUR AND SOCIAL SECURITY</b>				
Reimbursement - NIS	625,457,677.9	744,229,000.0	459,031,419.8	(118,771,322.1)
Fees - Factories Registration Act	2,631,542.6	1,454,425.0	127,000.0	1,177,117.6
Fees - Employment Agencies Registration Act	325,714.3	405,000.0	231,000.0	(79,285.7)
Fees - Recruiting of Workers Act	0.0	0.0	0.0	0.0
Work Permit	813,000,000.0	840,718,000.0	93,690.7	(27,718,000.0)
Miscellaneous Receipts	1,169,458.2	1,825,000.0	7,535,687.2	(655,541.9)
<b>TOTAL-MINISTRY OF LABOUR AND SOCIAL SECURITY</b>	1,442,584,392.9	1,588,631,425.0	467,018,797.6	(146,047,032.1)
<b>MINISTRY OF EDUCATION, YOUTH AND CULTURE</b>				
Fees from Jamaica School Certificate Examinations	150,000.0	205,000.0	104,770.0	(55,000.0)
Rental of EDDC and other Buildings	5,000,000.0	6,500,000.0	430,000.0	(1,500,000.0)
Repayment of Bonds by Teachers	17,500,000.0	17,000,000.0	4,948,056.8	500,000.0
Transcripts	50,000.0	1,500.0	800.0	48,500.0
Recovery of Previous years Expenditure	12,000,000.0	15,000,000.0	1,498,211.1	(3,000,000.0)
Miscellaneous Receipts	10,000,000.0	10,000,000.0	143,052,607.2	0.0
<b>TOTAL- MINISTRY OF EDUCATION, YOUTH AND CULTURE</b>	44,700,000.0	48,706,500.0	150,034,445.1	(4,006,500.0)
<b>MINISTRY OF HEALTH</b>				
Registration of Pharmacies and Pharmacists	480,000.0	0.0	0.0	480,000.0
Registration of Drugs	36,000,000.0	0.0	0.0	36,000,000.0



## 2018-2019 JAMAICA BUDGET

## STATEMENT II

## DETAILS OF REVENUE AND LOAN RECEIPTS

REVENUE ITEM DESCRIPTION	Estimates 2018/2019 (1)	Revised 2017/2018 Estimates (2)	Consolidated	Budget
			Fund Receipts 2017/2018 ( December 2017) (3)	Increase(+) / Decrease (-) [(1)-(2)] (4)
Parents Contribution toward Maintenance of Children in Children's Home	18,000,000.0	0.0	0.0	18,000,000.0
Drug Permits	600,000.0	10,000,000.0	0.0	(9,400,000.0)
Miscellaneous Receipts	1,200,000.0	12,000,000.0	10,953,316.3	(10,800,000.0)
Advisory Panel on Ethics ( Research Proposal)	216,000.0	0.0		216,000.0
<b>TOTAL- MINISTRY OF HEALTH</b>	<b>56,496,000.0</b>	<b>22,000,000.0</b>	<b>10,953,316.3</b>	<b>34,280,000.0</b>
<b>GOVERNMENT CHEMIST</b>				
Fees from Laboratory analyses	1,008,000.0	1,008,000.0	357,903.3	0.0
<b>TOTAL-GOVERNMENT CHEMIST</b>	<b>1,008,000.0</b>	<b>1,008,000.0</b>	<b>357,903.3</b>	<b>0.0</b>
<b>MINISTRY OF CULTURE, GENDER, ENTERTAINMENT AND SPORTS</b>				
Irrevocable Order	12,000.0	37,000.0	0.0	(25,000.0)
Miscellaneous Receipts	100,000.0	268,000.0	972,938.4	(168,000.0)
<b>TOTAL-MINISTRY OF CULTURE, GENDER, ENTERTAINMENT AND SPORTS</b>	<b>112,000.0</b>	<b>305,000.0</b>	<b>972,938.4</b>	<b>(193,000.0)</b>
<b>MINISTRY OF INDUSTRY COMMERCE AGRICULTURE AND FISHERIES</b>				
Agricultural Land Management Division	1,600,000.0	1,600,000.0	0.0	0.0
Miscellaneous Receipts	0.0	0.0	115,703,098.8	0.0
Other Receipts from Agricultural Stations	0.0	0.0	0.0	0.0
Receipts from sundry and other receipts	6,000.0	0.0	0.0	6,000.0
<b>TOTAL- MINISTRY OF INDUSTRY COMMERCE AGRICULTURE AND FISHERIES</b>	<b>1,606,000.0</b>	<b>1,600,000.0</b>	<b>115,703,098.8</b>	<b>6,000.0</b>
<b>FOOD PROTECTION,INSPECTION AND DEINFESTATION DIVISION</b>				
Food Protection , Inspection & Deinfestation Division - Sundry Fees	9,000,000.0	8,000,000.0	0.0	1,000,000.0
<b>TOTAL - FOOD STORAGE AND PREVENTION OF INVESTATION DIVISION</b>	<b>9,000,000.0</b>	<b>8,000,000.0</b>	<b>0.0</b>	<b>1,000,000.0</b>
<b>OFFICE OF THE GOVERNMENT TRUSTEE</b>				
Commission on Dividend Payment	1,288,000.0	1,581,000.0	0.0	(293,000.0)
Legal fees and charges against the Bankruptcy	5,250,000.0	630,000.0	5,907,180.5	(657,180.5)
<b>TOTAL- OFFICE OF THE GOVERNMENT TRUSTEE</b>	<b>6,538,000.0</b>	<b>2,211,000.0</b>	<b>5,907,180.5</b>	<b>(950,180.5)</b>
<b>OFFICE OF THE SUPERVISOR OF INSOLVENCY</b>				
Bankruptcy Status Verification	2,340,000.0	750,000.0	0.0	1,590,000.0
Trustee Application Fee	60,000.0	40,000.0	0.0	20,000.0
Trustee Licence Fee	480,000.0	480,000.0	0.0	0.0
Trustee License Renewal	2,000.0	17,000.0	0.0	(15,000.0)
<b>TOTAL-OFFICE OF THE SUPERVISOR OF INSOLVENCY</b>	<b>2,882,000.0</b>	<b>1,287,000.0</b>	<b>0.0</b>	<b>1,595,000.0</b>
<b>TRADE BOARD</b>				
Certification Fees	7,059,709.0	7,189,380.0	0.0	(129,671.0)
Dealers Registration	0.0	0.0	0.0	0.0
Scrap Metal	3,202,644.0	2,684,722.0	0.0	517,922.0
Car Dealers Registration	49,110,000.0	38,803,725.0	0.0	10,306,275.0
Collateral Letter	4,042,500.0	0.0	0.0	4,042,500.0
Letter of Transfer	1,413,000.0	0.0	0.0	1,413,000.0
Miscellaneous Receipts	4,212,000.0	10,271,158.0	54,994,126.0	(6,059,158.0)

## 2018-2019 JAMAICA BUDGET

## STATEMENT II

## DETAILS OF REVENUE AND LOAN RECEIPTS

REVENUE ITEM DESCRIPTION	Estimates 2018/2019 ( <sup>'1</sup> )	Revised 2017/2018 Estimates ( <sup>'2</sup> )	Consolidated	Budget
			Fund Receipts	Increase(+) /
			2017/2018	Decrease (-)
			( December 2017)	[(1)-( <sup>2</sup> )]
	( <sup>'1</sup> )	( <sup>'2</sup> )	( <sup>'3</sup> )	( <sup>'4</sup> )
<b>TOTAL- TRADE BOARD</b>	69,039,853.0	58,948,985.0	54,994,126.0	10,090,868.0
<b>DEPARTMENT OF COOPERATIVE AND FRIENDLY SOCIETIES</b>				
Amendment to Rules Fees	30,000,000.0	80,000.0	0.0	29,920,000.0
Registration Fees - Cooperative & Friendly Society	120,000,000.0	100,000.0	0.0	119,900,000.0
Registration of Special Resolution	0.0	0.0	0.0	0.0
Arbitration	50,000,000.0	150,000.0	0.0	49,850,000.0
Training	270,000,000.0	585,000.0	0.0	269,415,000.0
Registration of change in office to include registration of Branch Office with IP Societies	0.0	0.0	0.0	0.0
Annual Fees for IP Societies	300,000,000.0	300,000.0	0.0	299,700,000.0
Miscellaneous Receipts	105,000,000.0	585,000.0	968,310.0	104,415,000.0
<b>TOTAL- DEPARTMENT OF COOPERATIVE AND FRIENDLY SOCIETIES</b>	875,000,000.0	1,800,000.0	968,310.0	873,200,000.0
<b>COMPANIES OFFICE OF JAMAICA</b>				
Fees for Registration of Companies (50% of Surplus to Consolidated Fund)	309,678.0	252,410.0	0.0	57,268.0
Fees for Registration of Business Names (50% Surplus to Consolidated Fund)	48,685.0	45,298.0	0.0	3,387.0
Miscellaneous receipts	66,544.0	105,850.0	0.0	(39,306.0)
<b>TOTAL- COMPANIES OFFICE OF JAMAICA</b>	424,907.0	403,558.0	0.0	21,349.0
<b>JAMAICA INTELLECTUAL PROPERTY OFFICE</b>				
Fees for Registration of Trademark	86,056,900.0	71,713,512.0	26,166,897.5	14,343,388.0
Patent fees	270,045.0	960,000.0	13,269.0	(689,955.0)
Design Fees	416,250.0	277,500.0	91,950.0	138,750.0
Search Fees	364,800.0	334,400.0	2,454,300.0	30,400.0
Trade Mark Journal	482,900.0	370,000.0	170,500.0	112,900.0
Trade Mark Publication	5,359,320.0	4,465,800.0	1,991,000.0	893,520.0
Geographical Indication Registration	30,000.0	30,000.0	55,000.0	0.0
Copyright-GDA Registration	756,000.0	504,000.0	224,650.0	252,000.0
Madrid Treaty Registration	5,607,000.0	5,607,000.0	0.0	0.0
Patent Corporation Treaty Registration	1,410,000.0	1,410,000.0	0.0	0.0
Miscellaneous receipts	0.0	0.0	18,372,156.7	0.0
<b>TOTAL- JAMAICA INTELLECTUAL PROPERTY OFFICE</b>	100,753,215.0	85,672,212.0	49,539,723.1	15,081,003.0
<b>MINISTRY OF SCIENCE ENERGY TECHNOLOGY AND TELECOMMUNICATION</b>				
Fees- Electric Lighting Act	16,000,000.0	16,000,000.0	6,906,837.5	0.0
Miscellaneous Receipts	5,000,000.0	0.0	9,871,550.7	5,000,000.0
<b>TOTAL-MINISTRY OF SCIENCE ENERGY TECHNOLOGY AND TELECOMMUNICATION</b>	21,000,000.0	16,000,000.0	16,778,388.2	5,000,000.0
<b>SCIENTIFIC RESEARCH COUNCIL</b>				
Information Services	3,993,000.0	0.0	0.0	3,993,000.0
Process Development	31,825,000.0	0.0	0.0	31,825,000.0
Product Research and Development	34,664,000.0	0.0	0.0	34,664,000.0
Promotion and Distribution of Products	0.0	64,981,000.0	0.0	(64,981,000.0)
<b>TOTAL- SCIENTIFIC RESEARCH COUNCIL</b>	70,482,000.0	64,981,000.0	0.0	5,501,000.0
<b>POST AND TELECOMMUNICATION DEPARTMENT</b>				
Sales of Stamps	174,335,000.0	174,335,000.0	114,208,890.7	0.0

**2018-2019 JAMAICA BUDGET**

**STATEMENT II**

**DETAILS OF REVENUE AND LOAN RECEIPTS**

REVENUE ITEM DESCRIPTION	Estimates	Revised	Consolidated	Budget
	2018/2019	2017/2018	Fund Receipts	Increase(+) /
	(1)	(2)	(3)	Decrease (-)
		Estimates	( December 2017)	[(1)-(2)]
	(1)	(2)	(3)	(4)
Postage, Prepayment	550,000,000.0	550,000,000.0	363,937,679.8	0.0
Commission on Money Order and Postal Orders	0.0	0.0	0.0	0.0
C.O.D. and Customs Clearance Fees on Parcels	4,000,000.0	4,000,000.0	2,049,750.0	0.0
Shares of Postage on Parcels	0.0	0.0	0.0	0.0
Rental of Property	13,976,000.0	13,976,000.0	9,708,703.6	0.0
Rental of Letter Boxes and Bags	23,908,000.0	23,908,000.0	13,599,281.9	0.0
Terminal Dues	30,500,000.0	30,500,000.0	374,178.1	0.0
Other Postal Business	40,000,000.0	40,000,000.0	72,153,198.4	0.0
Commission fees from Jamaica National Small Business	5,500,000.0	5,500,000.0	20,119,260.0	0.0
Commission Fees from Ministry of Labour and Social Security for handling Welfare Payments	120,167,000.0	120,167,000.0	65,141,956.5	0.0
Commission on the sale of Ministry of Water & Housing Water Tank and Water Coupons	0.0	0.0	0.0	0.0
<b>TOTAL- POST AND TELECOMMUNICATION DEPARTMENT</b>	<b>962,386,000.0</b>	<b>962,386,000.0</b>	<b>661,292,898.9</b>	<b>0.0</b>
<b>MINISTRY OF TRANSPORT AND WORKS</b>				
Tender Documents	60,000.0	54,000.0	0.0	6,000.0
Other Receipts	70,000.0	60,000.0	0.0	10,000.0
Miscellaneous Receipts	130,000.0	160,000.0	47,218,245.0	(30,000.0)
Bluefield Guest House	0.0	0.0	0.0	0.0
On and Off Trailer Plates	0.0	0.0	0.0	0.0
De- earmarked - Civil Aviation Authority			0.0	
<b>TOTAL- MINISTRY OF TRANSPORT AND WORKS</b>	<b>260,000.0</b>	<b>274,000.0</b>	<b>47,218,245.0</b>	<b>(14,000.0)</b>
<b>MINES AND GEOLOGY</b>				
Application for Export Permits	<b>590,000.0</b>			
Receipts from issue of Sundry Permits	4,500,000.0	4,000,000.0	5,000,000.0	500,000.0
Laboratory Analysis - Metallic Minerals	10,500,000.0	10,000,000.0	6,000,000.0	500,000.0
Miscellaneous Receipts	<b>283,000,000.0</b>	1,000,000.0	39,828,089.5	282,000,000.0
Royalties-Bauxite	563,500,000.0	675,240,000.0	325,549,004.9	(111,740,000.0)
Royalties-Limestone	36,500,000.0	0.0	0.0	36,500,000.0
Royalties-Marble	0.0	0.0	0.0	0.0
Blasting Inspections	774,000.0		0.0	
<b>TOTAL- MINES AND GEOLOGY</b>	<b>898,774,000.0</b>	<b>690,240,000.0</b>	<b>376,377,094.4</b>	<b>207,760,000.0</b>
<b>MINISTRY OF LOCAL GOVERNMENT AND COMMUNITY DEVELOPMENT</b>				
Fire Inspection Fees	0.0	0.0	0.0	0.0
Tender Document Fees	0.0	0.0	0.0	0.0
Repairs of Fire Hydrants	0.0		0.0	0.0
Permission to Host events	3,000,000.0	1,640,000.0	0.0	1,360,000.0
Fines	0.0	0.0	0.0	0.0
6% Pension Contribution - Councillors	0.0	0.0	1,156,505.9	0.0
Miscellaneous Receipts	219,300.0	590,930.0	10,408,949.7	(371,630.0)
<b>TOTAL- MINISTRY OF LOCAL GOVERNMENT AND COMMUNITY DEVELOPMENT</b>	<b>3,219,300.0</b>	<b>2,230,930.0</b>	<b>11,565,455.5</b>	<b>988,370.0</b>
<b>JAMAICA FIRE BRIGADE</b>				
Fire Certification & Application	16,000,000.0	16,270,000.0	0.0	(270,000.0)
Training of Safety Monitor & Demonstration	3,500,000.0	1,990,000.0	0.0	1,510,000.0
<b>TOTAL- JAMAICA FIRE BRIGADE</b>	<b>19,500,000.0</b>	<b>18,260,000.0</b>	<b>0.0</b>	<b>1,240,000.0</b>
<b>MISCELLANEOUS RECEIPTS (UNCLASSIFIED)</b>			<b>113,371,481.8</b>	

## 2018-2019 JAMAICA BUDGET

## STATEMENT II

## DETAILS OF REVENUE AND LOAN RECEIPTS

REVENUE ITEM DESCRIPTION	Estimates 2018/2019 (1)	Revised 2017/2018 Estimates (2)	Consolidated	Budget
			Fund Receipts 2017/2018 (December 2017) (3)	Increase(+) / Decrease (-) [(1)-(2)] (4)
<b>TOTAL NON TAX REVENUE</b>	<b>60,880,365,000.0</b>	<b>52,103,568,746.9</b>	<b>33,889,999,904.4</b>	<b>8,479,267,588.7</b>
<b>TOTAL RECURRENT REVENUE</b>	<b>579,315,642,094.3</b>	<b>530,358,182,871.9</b>	<b>375,013,341,345.3</b>	<b>48,957,459,222.4</b>
<b>CAPITAL REVENUE</b>				
<b>LAND SALES</b>				
Crown Property Sales	36,322,500.0	80,000,000.0	0.0	(43,677,500.0)
<b>TOTAL-LAND SALES</b>	<b>36,322,500.0</b>	<b>80,000,000.0</b>	<b>0.0</b>	<b>(43,677,500.0)</b>
<b>LOAN REPAYMENTS</b>				
Miscellaneous	2,051,777,632.7	2,148,067,010.4	3,402,727,479.1	(96,289,377.7)
<b>TOTAL LOAN REPAYMENTS</b>	<b>2,051,777,632.7</b>	<b>2,148,067,010.4</b>	<b>3,402,727,479.1</b>	<b>(96,289,377.7)</b>
<b>EXTRAORDINARY RECEIPTS</b>				
Miscellaneous	14,590,100,000.0	11,701,300,000.0	3,438,711,220.2	2,888,800,000.0
Proceeds from Divestment	0.0	0.0	11,340,549,902.4	0.0
<b>TOTAL-EXTRAORDINARY RECEIPTS</b>	<b>14,590,100,000.0</b>	<b>11,701,300,000.0</b>	<b>14,779,261,122.5</b>	<b>2,888,800,000.0</b>
<b>TOTAL CAPITAL REVENUE</b>	<b>16,678,200,132.7</b>	<b>13,929,367,010.4</b>	<b>18,181,988,601.7</b>	<b>2,748,833,122.3</b>
<b>GRANTS</b>				
<b>TRANSFER FROM CAPITAL DEVELOPMENT FUND</b>				
Transfer to Current Account		0.0	0.0	0.0
Transfers in lieu of Income Tax from Alumina Producers		0.0	0.0	0.0
Others		0.0	0.0	0.0
<b>TOTAL- TRANSFER TO CAPITAL ACCOUNT</b>		<b>0.0</b>	<b>0.0</b>	<b>0.0</b>
<b>EXTERNAL GRANTS</b>				
European Union	3,672,000,000.0	0.0	608,077,220.2	3,672,000,000.0
Miscellaneous Grants		0.0	0.0	0.0
Other Grants	5,386,713,000.0	4,352,118,000.0	4,352,118,000.0	1,034,595,000.0
<b>TOTAL EXTERNAL GRANTS</b>	<b>9,058,713,000.0</b>	<b>4,352,118,000.0</b>	<b>4,960,195,220.2</b>	<b>4,706,595,000.0</b>
<b>TOTAL GRANTS</b>	<b>9,058,713,000.0</b>	<b>4,352,118,000.0</b>	<b>4,960,195,220.2</b>	<b>4,706,595,000.0</b>
<b>EXTERNAL LOANS</b>				
<b>Multilateral</b>				
<b>Loans to be raised under Act 39 of 1964</b>				
World Bank Loans		0.0	0.0	0.0
Inter-American Development Bank	11,795,388,000.0	0.0	2,374,899,261.9	11,795,388,000.0
USAID		0.0	1,227,439,683.2	0.0
Caribbean Development Bank	3,821,400,000.0	56,045,000.0	122,566,696.7	3,765,355,000.0
European Union		8,622,668,000.0	0.0	(8,622,668,000.0)
World Bank/IDB		0.0	8,656,026,370.2	0.0
IFID		0.0	0.0	0.0
OECF/USAID		0.0	0.0	0.0
OPEC		0.0	0.0	0.0
OECF		0.0	0.0	0.0
IMF		0.0	0.0	0.0
IBRD	7,005,900,000.0	39,534,000,000.0	40,878,090,800.0	(32,528,100,000.0)
Other	2,504,000,000.0	10,955,000,000.0	23,768,142,171.3	(8,451,000,000.0)

## 2018-2019 JAMAICA BUDGET

## STATEMENT II

## DETAILS OF REVENUE AND LOAN RECEIPTS

REVENUE ITEM DESCRIPTION	Estimates 2018/2019 (1)	Revised 2017/2018 Estimates (2)	Consolidated	Budget
			Fund Receipts 2017/2018 (December 2017) (3)	Increase(+) / Decrease (-) [(1)-(2)] (4)
<b>Total Multilateral Loans</b>	25,126,688,000.0	59,167,713,000.0	77,027,164,983.3	(34,041,025,000.0)
<b>Bilateral</b>				
Government of China		11,444,327,000.0	11,444,327,000.0	(11,444,327,000.0)
Government of Germany		0.0	0.0	0.0
JBIC		0.0	0.0	0.0
Kuwait		0.0	0.0	0.0
Saudi		0.0	0.0	0.0
PL480		0.0	0.0	0.0
Other		0.0	0.0	0.0
<b>Other Loans</b>		0.0		0.0
Capital Market		0.0	0.0	0.0
Other		0.0	0.0	0.0
<b>Total Bilateral Loans</b>		11,444,327,000.0	11,444,327,000.0	(11,444,327,000.0)
<b>TOTAL-EXTERNAL LOANS</b>	25,126,688,000.0	70,612,040,000.0	88,471,491,983.3	(45,485,352,000.0)
<b>DOMESTIC LOANS</b>				
Local Commercial Banking Sector		0.0	0.0	0.0
Benchmark Notes & Treasury Bills	21,000,000,000.0	14,400,000,000.0	162,757,781,431.4	6,600,000,000.0
Indexed Bonds & US\$ Loans		0.0	74,600,000,000.0	0.0
Other	57,071,600,000.0	74,600,000,000.0	10,228,430,756.3	(17,528,400,000.0)
<b>TOTAL- DOMESTIC LOANS</b>	78,071,600,000.0	89,000,000,000.0	247,586,212,187.6	(10,928,400,000.0)
<b>TOTAL LOANS</b>	103,198,288,000.0	159,612,040,000.0	336,057,704,170.9	(56,413,752,000.0)
Tax Revenue	518,435,277,094.3	478,254,614,125.0	341,009,969,959.1	40,180,662,969.3
Non Tax Revenue	60,880,365,000.0	52,103,568,746.9	34,003,371,386.2	8,776,796,253.1
<b>CAPITAL REVENUE</b>	16,678,200,132.7	13,929,367,010.4	18,181,988,601.7	2,748,833,122.3
<b>GRANTS</b>		0.0		
Transfer from Capital Development Fund	0.0	0.0	0.0	0.0
External Grants	9,058,713,000.0	4,352,118,000.0	4,960,195,220.2	4,706,595,000.0
<b>LOANS</b>				0.0
External Loans	25,126,688,000.0	70,612,040,000.0	88,471,491,983.3	(45,485,352,000.0)
Domestic Loans	78,071,600,000.0	89,000,000,000.0	247,586,212,187.6	(10,928,400,000.0)
	<b>708,250,843,227.0</b>	<b>708,251,707,882.3</b>	<b>734,213,229,338.0</b>	<b>(864,655.3)</b>

## 2018-2019 JAMAICA BUDGET

## STATEMENT III

STATEMENT OF STATUTORY EXPENDITURE CHARGED  
TO THE CONSOLIDATED FUND

Head No.	Head of Estimates	Particulars of Service	Amount \$'000	Statutory Authority
01000	His Excellency the Governor-General and Staff	Emoluments of the Governor-General and his personal staff as well as general expenditure affiliated to the office of the Governor-General	180,998.0	Section 12 of the Governor-General (Expenditure, Personal Staff, Tax Exemptions and Pensions) Act.
02000	Houses of Parliament	Salaries and Allowances of the Clerk and Deputy Clerk of the Senate and the House of Representatives.	13,419.0	Section 47 (8) of the Constitution of Jamaica.
03000	Office of the Public Defender	Salary and Allowances of the Public Defender.	13,976.0	Section 9 of the Public Defender Interim Act 33/1999
04000	Office of the Contractor General	Salary and Allowances of the Contractor General.	12,529.0	Section 11 (1) and (3) of the Contractor General Act
05000	Auditor General	Salary of the Auditor General	8,086.0	Section 120-122 of the Constitution of Jamaica; Section 25-36 of the Financial Administration and Audit Act.
06000	Office of the Services Commissions	Salaries and Allowances of the Chairman and members of the Public Service Commissions.	6,272.0	Section 124 (8) of the Constitution of Jamaica.
07000	Office of the Children's Advocate	Salary of the Children's Advocate	12,529.0	The Child Care and Protection Act, First Schedule
08000	Independent Commission of Investigations	Salary of the Commissioner	13,137.0	The Independent Commission of Investigations Act, First Schedule
20018	Public Debt Servicing (Interest Payments)	Payment of interest, service charges and commitment fees in respect of the public debt of Jamaica.	136,947,879.0	Section 119 of the Constitution of Jamaica.
20019	Pensions	Public Officers Pensions, Gratuities and Monthly Allowances granted in pursuance of the provisions of the Pensions Act.	13,979,913.0	Section 4 of the Pensions Act.
		Jamaica Defence Force Pension	570,432.0	Defence (Retired, Pay Pensions and other Grants) Regulation, 1962
		Governor-General's Pension	16,742.0	Governor General Act
		Payment of Pensions and Gratuities to Teachers in accordance with the Pensions Act	6,928,396.0	The Pensions (Teachers) Act.
		Payment of Pensions, Gratuities or other allowances to Sub-Officers and Constables of the Police Force in accordance with the Constabulary Force Act	6,487,951.0	Constabulary Force Act.
		Payment of retiring allowances, Widows' allowances or gratuity to legislators in accordance with the provisions of the Retiring Allowance (Legislative Service) Act, and/or The Pensions (Prime Minister) Act.	205,945.0	Section 12 of the Retiring Allowances (Legislative Service) Act and Section 7 of the Pensions (Prime Minister) Act.

**2018-2019 JAMAICA BUDGET**

**STATEMENT III**

**STATEMENT OF STATUTORY EXPENDITURE CHARGED  
TO THE CONSOLIDATED FUND**

<b>Head No.</b>	<b>Head of Estimates</b>	<b>Particulars of Service</b>	<b>Amount \$'000</b>	<b>Statutory Authority</b>
		Payment of Pensions in accordance with the Provisions of the Pensions (Civil Service Family Benefits) Act.	187,296.0	Pensions (Civil Service Family Benefits) Act.
		Refund of Family Benefits Contributions in accordance with the Provisions of the Pensions (Civil Service Family Benefits) Act.	165,932.0	Section 10 of the Pensions (Civil Service Family Benefits) Act.
		Payment of Pensions to the retired members of the Electoral Commission and their widows	5.0	The Pensions Act
		Payment of Pensions to the retired Ombudsmen and their widows.	2,500.0	The Ombudsman Act
		Payment of Pensions to the retired Contractor General and his widow in accordance with the Contractor General Act.	14,285.0	The Contractor General Act
		Jamaica Agricultural Society Pensions	9,562.0	Provident Fund Act
		Payment of Pensions to retired Parish Councillors and/or their widows in accordance with the provisions of the Retiring Allowances (Parish Councillors) Act	190,330.0	Parish Councillors Act 2005
		Payment of Pensions to the former employees, Jamaica Railway Corporation.	168,882.0	Jamaica Railway Corporation (Pensions) Regulations
		<b>Total Pensions</b>	<b><u>28,928,171.0</u></b>	
28023	Court of Appeal	Payment of Salaries to the Judges of the Court of Appeal	158,766.0	Section 107 (1) of the Constitution of Jamaica
28025	Director of Public Prosecutions	Payment of Salary to the Director of Public Prosecutions	9,651.0	Section 95 (2) of the Constitution of Jamaica
28029	Supreme Court	Payment of Salaries to the Judges of the Supreme Court	566,600.0	Section 101 (2) of the Constitution of Jamaica
		<b>Total Recurrent</b>	<b><u>166,872,013.0</u></b>	
20018A	Public Debt Servicing (Debt Amortisation)	Internal Debt	88,843,579.0	Section 119 of the Constitution of Jamaica
		External Debt	63,200,696.0	Section 119 of the Constitution of Jamaica
		<b>Total Debt Amortisation</b>	<b><u>152,044,275.0</u></b>	
		<b>Grand Total Recurrent and Capital</b>	<b><u>318,916,288.0</u></b>	

## 2018-2019 JAMAICA BUDGET

## STATEMENT IV

## INSTITUTIONAL PROJECTS AND PROGRAMMES

(Statement Showing the Works to which Institutional Loans and Grants are Applied)

\$'000

SERVICE	Actual 2016/2017	Revised 2017/2018	Estimates 2018/2019	Projected 2019/2020	Projected 2020/2021	Projected 2021/2022
<b>Office of the Prime Minister</b>	<b>1,915,176.0</b>	<b>2,023,083.0</b>	<b>5,516,555.0</b>	<b>7,735,568.0</b>	<b>7,250,964.0</b>	<b>9,230,709.0</b>
Jamaica Integrated Community Development Project	349,168.0	899,805.0	1,100,099.0	2,250,000.0	1,558,564.0	3,500,000.0
Youth Employment in Digital and Creative Industries	0.0	154,540.0	1,005,364.0	574,289.0	0.0	0.0
Poverty Reduction Programme III	116,012.0	9,780.0	0.0	0.0	0.0	0.0
Poverty Reduction Programme IV	100,000.0	100,000.0	602,664.0	650,000.0	125,000.0	700,000.0
Rural Economic Development Initiative	493,795.0	238,930.0	0.0	0.0	0.0	0.0
Jamaica Disaster Vulnerability Reduction Project (JDVR)	40,000.0	236,167.0	517,793.0	547,793.0	1,700,000.0	1,133,937.0
Implementation of the National Identification System for Eco	14,984.0	30,000.0	1,248,788.0	2,166,626.0	2,000,000.0	1,735,772.0
Basic Needs Trust Fund 7	609,217.0	234,426.0	0.0	0.0	0.0	0.0
Basic Needs Trust Fund 8	192,000.0	119,415.0	0.0	0.0	0.0	0.0
Basic Needs Trust Fund 9	0.0	0.0	360,308.0	537,572.0	276,400.0	850,000.0
Support to Rural Micro Enterprises (CDB)	0.0	0.0	65,892.0	0.0	0.0	0.0
Public Sector Transformation Implementation Project	0.0	0.0	615,647.0	1,009,288.0	1,591,000.0	1,311,000.0
<b>Office of the Cabinet</b>	<b>571,254.0</b>	<b>747,106.0</b>	<b>1,438,600.0</b>	<b>0.0</b>	<b>0.0</b>	<b>0.0</b>
Public Sector Modernisation Programme II	571,254.0	747,106.0	1,438,600.0	0.0	0.0	0.0
<b>Ministry of Tourism</b>	<b>17,000.0</b>	<b>0.0</b>	<b>0.0</b>	<b>0.0</b>	<b>0.0</b>	<b>0.0</b>
Enhancing the Resilience of the Agricultural Sector and Coastal	17,000.0	0.0	0.0	0.0	0.0	0.0
<b>Ministry of Economic Growth and Job Creation</b>	<b>12,028,582.0</b>	<b>14,538,428.0</b>	<b>19,734,093.0</b>	<b>24,738,968.0</b>	<b>26,522,212.0</b>	<b>17,248,874.0</b>
Palisadoes Shore and Road Project	8,000.0	3,000.0	5,000.0	5,000.0	0.0	0.0
Offices of the Ministry of Foreign Affairs and Foreign Trade	540,271.0	232,000.0	253,800.0	590,664.0	2,260,406.0	1,000,000.0
Strengthening the Capacity to Manage Environmental and Social	5,247.0	5,247.0	0.0	0.0	0.0	0.0
Building Capacity in Post Disaster Needs Assessment	0.0	8,500.0	0.0	0.0	0.0	0.0
Jamaica Economical Housing Project (GOJ/China EXIM Bank)	182,000.0	0.0	0.0	0.0	0.0	0.0
Transportation Infrastructure Rehabilitation Programme (IDB)	176,000.0	0.0	0.0	0.0	0.0	0.0
Road Rehabilitation Project II	18,462.0	0.0	0.0	0.0	0.0	0.0
Rural Road Rehabilitation Project II	748,201.0	0.0	0.0	0.0	0.0	0.0
Institutional and Regulatory Framework for Jamaica's ICT /BPO	13,731.0	0.0	0.0	0.0	0.0	0.0
National Biodiversity Planning to Support the Implementation	14,900.0	4,507.0	0.0	0.0	0.0	0.0
Third National Communication Biennial Update Report to UNFCCC	35,555.0	19,160.0	0.0	0.0	0.0	0.0
Strengthening the Operational and Financial Sustainability of	69,151.0	7,330.0	0.0	0.0	0.0	0.0
Strategic Storm Water Drainage Subsector Plan	0.0	3,612.0	0.0	0.0	0.0	0.0
Understanding Social Effects of Financial Crisis	10,000.0	2,395.0	0.0	0.0	0.0	0.0
National Quick Start Programme Trust Fund Project	7,292.0	3,269.0	0.0	0.0	0.0	0.0
EDF Economic Partnership Agreement Capacity Building Project	18,660.0	17,000.0	0.0	0.0	0.0	0.0
Development of National Policy and Plan of Action on Interna	26,350.0	37,250.0	31,181.0	49,867.0	55,606.0	48,583.0
Pilot Programme for Climate Resilience Phase II	194,182.0	338,000.0	139,082.0	297,562.0	91,750.0	0.0
Enhancing the Resilience of the Agricultural Sector and Coas	19,600.0	20,019.0	412,468.0	237,468.0	0.0	0.0
Integrated Management of the Yallahs/Hope River Watershed Ma	65,520.0	80,000.0	197,759.0	119,013.0	0.0	0.0
Major Infrastructure for Development Programme (MIDP)	8,858,936.0	12,038,666.0	12,013,164.0	11,773,572.0	2,500,000.0	0.0
HCFC Phase Out Management Plan Implementation	16,251.0	11,790.0	8,640.0	3,000.0	3,000.0	3,000.0
Jamaica Foundations for Competiveness and Growth	600,000.0	850,000.0	1,037,296.0	1,873,200.0	350,000.0	1,500,000.0
Economic Partnership II (EPA II) Capacity Building Project	167,476.0	130,000.0	108,319.0	103,523.0	0.0	0.0
Pilot Programme for Climate Resilience II (PPCRII) - Adaptat	150,000.0	200,000.0	573,290.0	709,772.0	132,876.0	0.0
Jamaica Water Resources Development Master Plan	18,456.0	22,778.0	10,991.0	0.0	0.0	0.0
Southern Coastal Highway Improvement Project	0.0	246,000.0	3,956,800.0	6,564,175.0	18,433,652.0	12,933,174.0
Technical Cooperation Facility V	20,000.0	80,000.0	78,569.0	57,890.0	0.0	0.0
Integrating Water, Land and Ecosystems Management in Caribbe	3,606.0	28,000.0	40,000.0	96,344.0	155,076.0	0.0
Hermitage Dam Rehabilitation Study	38,735.0	39,829.0	21,000.0	0.0	0.0	0.0
Essex Valley Irrigation Infrastructure Development Programme	0.0	70,000.0	457,613.0	1,550,000.0	1,630,000.0	1,032,000.0
Technical Cooperation Facility VI (TCF VI)	0.0	10,036.0	19,230.0	64,070.0	79,846.0	82,117.0
Developing a Comprehensive Bush Fire Warning Index for Effec	0.0	19,580.0	15,000.0	10,000.0	0.0	0.0
Upgraded Flood Early Warning System for Rio Cobre Watershed	0.0	11,460.0	18,291.0	18,291.0	0.0	0.0
Credit Enhancement Programme (IDB)	0.0	0.0	250,000.0	600,000.0	830,000.0	650,000.0
Green Climate Readiness Support	0.0	0.0	86,600.0	15,557.0	0.0	0.0
<b>Ministry of Finance and the Public Service</b>	<b>2,089,809.0</b>	<b>2,027,601.0</b>	<b>2,066,168.0</b>	<b>1,070,634.0</b>	<b>1,075,000.0</b>	<b>0.0</b>
Fiscal Administration Modernisation Programme (IADB)	1,500,000.0	1,347,000.0	1,318,994.0	0.0	0.0	0.0
Strategic Public Sector Transformation Project	506,085.0	633,251.0	735,472.0	1,057,234.0	1,075,000.0	0.0
Jamaica Business Taxation Reform	20,526.0	2,400.0	0.0	0.0	0.0	0.0
Public Sector Transformation - Support to the MoFPS	35,534.0	21,678.0	0.0	0.0	0.0	0.0
Caribbean Criminal Asset Recovery Programme	26,694.0	13,272.0	0.0	0.0	0.0	0.0
Strengthening the Institutional Capacity of Financial Servic	970.0	10,000.0	11,700.0	13,400.0	0.0	0.0
<b>Ministry of National Security</b>	<b>1,235,592.0</b>	<b>1,336,257.0</b>	<b>1,400,060.0</b>	<b>1,559,953.0</b>	<b>1,250,000.0</b>	<b>1,300,000.0</b>
Rehabilitation and Reintegration of Local Offenders and Depo	6,297.0	0.0	6,600.0	0.0	0.0	0.0
Justice, Security, Accountability and Transparency Project (	177,000.0	222,380.0	279,460.0	211,400.0	0.0	0.0
Jamaica National Crime Victimisation	32,295.0	0.0	0.0	0.0	0.0	0.0
Citizen Security and Justice Programme III (IDB/DFID/DFATD/E	1,020,000.0	1,100,000.0	1,100,000.0	1,338,553.0	1,250,000.0	1,300,000.0
Reintegration and Rehabilitation of Involuntary Returned Mig	0.0	13,877.0	14,000.0	10,000.0	0.0	0.0
<b>Ministry of Justice</b>	<b>628,285.0</b>	<b>744,749.0</b>	<b>555,241.0</b>	<b>661,837.0</b>	<b>285,366.0</b>	<b>500,000.0</b>



## STATEMENT IV

## INSTITUTIONAL PROJECTS AND PROGRAMMES

(Statement Showing the Works to which Institutional Loans and Grants are Applied)

\$'000

SERVICE	Actual 2016/2017	Revised 2017/2018	Estimates 2018/2019	Projected 2019/2020	Projected 2020/2021	Projected 2021/2022
Justice Undertakings for Social Transformation (JUST)	125,088.0	120,950.0	81,977.0	126,687.0	0.0	0.0
Justice, Security, Accountability and Transparency Project (	150,589.0	410,000.0	203,249.0	161,000.0	0.0	0.0
Caribbean Anti-Corruption Programme	150,027.0	0.0	0.0	0.0	0.0	0.0
JCF Accountability Programme	21,561.0	0.0	0.0	0.0	0.0	0.0
Citizen Security and Justice Programme III (IDB/DFID/DFATD/E	181,000.0	213,799.0	270,015.0	374,150.0	285,366.0	500,000.0
<b>Ministry of Labour and Social Security</b>	<b>6,036,251.0</b>	<b>8,279,871.0</b>	<b>7,973,764.0</b>	<b>8,053,731.0</b>	<b>8,568,350.0</b>	<b>8,840,550.0</b>
Integrated Social Protection and Labour Programme	243,000.0	1,522,543.0	6,000.0	0.0	0.0	0.0
Social Protection Project II	4,224,394.0	6,416,013.0	0.0	0.0	0.0	0.0
Social and Economic Inclusion of Persons With Disabilities	75,423.0	130,000.0	55,500.0	0.0	0.0	0.0
Integrated Support to the Jamaica Social Protection Strategy	1,493,434.0	211,315.0	7,912,264.0	8,053,731.0	8,568,350.0	8,640,550.0
<b>Ministry of Education, Youth and Information</b>	<b>1,547,266.0</b>	<b>1,027,478.0</b>	<b>938,075.0</b>	<b>469,371.0</b>	<b>588,064.0</b>	<b>75,000.0</b>
Early Childhood Development Project (IBRD)	36,500.0	59,057.0	82,419.0	0.0	0.0	0.0
Primary Education Support Programme	52,795.0	0.0	0.0	0.0	0.0	0.0
Education System Transformation Programme (IBRD/IADB)	588,632.0	503,669.0	461,825.0	0.0	0.0	0.0
Promoting Quality Education and Advancing the Reality of a C	29,637.0	12,172.0	15,000.0	0.0	0.0	0.0
Youth Development Programme	24,082.0	8,200.0	0.0	0.0	0.0	0.0
University Of Technology Enhancement Project	601,788.0	165,045.0	0.0	0.0	0.0	0.0
USAID/MOE Education Partnership for Improved Literacy	53,412.0	1,001.0	0.0	0.0	0.0	0.0
Technology to Empower Individuals and Communities for	112,048.0	28,263.0	0.0	0.0	0.0	0.0
Strengthening the School Feeding Programme in Jamaica	13,372.0	11,865.0	0.0	0.0	0.0	0.0
Construction of early Childhood Institutions Project	35,000.0	100,000.0	41,591.0	224,216.0	424,217.0	0.0
School Renovation and Construction	0.0	45,249.0	162,800.0	71,500.0	80,000.0	75,000.0
Support for Sustainability of Education Sector Reform	0.0	12,000.0	27,830.0	33,638.0	11,347.0	0.0
Partnership for Improved Safety and Security in Schools	0.0	80,957.0	146,610.0	140,017.0	72,500.0	0.0
<b>Ministry of Health</b>	<b>1,598,728.0</b>	<b>1,918,344.0</b>	<b>2,165,928.0</b>	<b>3,179,583.0</b>	<b>3,190,000.0</b>	<b>2,733,000.0</b>
Health Services Improvement	0.0	0.0	0.0	856,000.0	1,000,000.0	1,512,000.0
Technical Support to Reduce Teenage Pregnancy	0.0	8,500.0	0.0	0.0	0.0	0.0
Improve National Surveillance, Prevention and Control of	15,000.0	15,722.0	0.0	0.0	0.0	0.0
Transitional Funding Mechanisms	315,385.0	0.0	0.0	0.0	0.0	0.0
HIV Prevalence in Most-at-Risk Population Reduced (USAID)	361,582.0	577,502.0	647,437.0	623,583.0	615,000.0	640,000.0
Programme for Reduction of Maternal and Child Mortality (PRO	256,722.0	352,047.0	759,604.0	1,000,000.0	900,000.0	0.0
Support to the National HIV/AIDS Response in Jamaica	623,999.0	934,851.0	758,887.0	700,000.0	675,000.0	581,000.0
Strengthening of the Health Systems in Jamaica	26,040.0	29,722.0	0.0	0.0	0.0	0.0
<b>Ministry of Culture, Gender, Entertainment and Sport</b>	<b>99,016.0</b>	<b>28,360.0</b>	<b>1,415.0</b>	<b>0.0</b>	<b>0.0</b>	<b>0.0</b>
Advancing Jamaican Biodiversity Data Products and Informatio	0.0	5,000.0	1,415.0	0.0	0.0	0.0
Rallying for the Protection of Culture and Heritage in SIDS	0.0	7,280.0	0.0	0.0	0.0	0.0
Revitalisation of the Institute of Jamaica	99,016.0	16,080.0	0.0	0.0	0.0	0.0
<b>Ministry of Industry, Commerce, Agriculture and Fisheries</b>	<b>697,981.0</b>	<b>660,012.0</b>	<b>122,378.0</b>	<b>72,480.0</b>	<b>76,238.0</b>	<b>79,170.0</b>
Enhancing the Resilience of the Agricultural Sector and Coas	75,800.0	59,717.0	47,000.0	0.0	0.0	0.0
Diversification of the Caribbean Livestock through the	34,769.0	200.0	0.0	0.0	0.0	0.0
Jamaica Banana Accompanying Measures (JBAMS)	146,772.0	184,932.0	0.0	0.0	0.0	0.0
Agricultural Competitiveness Programme	421,701.0	400,677.0	0.0	0.0	0.0	0.0
Promoting Community Based Climate Resilience in the Fisherie	18,939.0	14,486.0	75,378.0	72,480.0	76,238.0	79,170.0
<b>Ministry of Science, Energy and Technology</b>	<b>550,743.0</b>	<b>601,825.0</b>	<b>472,613.0</b>	<b>1,003,127.0</b>	<b>1,072,500.0</b>	<b>1,072,500.0</b>
Upgrade to International Postal System	38,911.0	46,676.0	47,190.0	8,627.0	0.0	0.0
Support to the Energy Management and Efficiency Programme	0.0	36,000.0	11,242.0	0.0	0.0	0.0
Establishment of OLADE's Caribbean Sub-Regional Office	8,410.0	0.0	0.0	0.0	0.0	0.0
Enhancing the ICT Regulatory Environment	2,585.0	0.0	0.0	0.0	0.0	0.0
Energy Security and Efficiency Enhancement Project	359,704.0	325,546.0	0.0	0.0	0.0	0.0
Improving Innovation Capacities in the Caribbean	29,033.0	19,269.0	0.0	0.0	0.0	0.0
Youth Employment in Digital and Creative Industries	112,100.0	149,860.0	0.0	0.0	0.0	0.0
Cyber Security Capacity Building	0.0	4,274.0	0.0	0.0	0.0	0.0
Energy Management and Efficiency Programme	0.0	20,000.0	414,181.0	994,500.0	1,072,500.0	1,072,500.0
<b>Ministry of Transport and Mining</b>	<b>666.0</b>	<b>0.0</b>	<b>0.0</b>	<b>0.0</b>	<b>0.0</b>	<b>0.0</b>
Trifold National Repository Project	666.0	0.0	0.0	0.0	0.0	0.0
<b>Ministry of Local Government and Community Development</b>	<b>255,809.0</b>	<b>176,029.0</b>	<b>124,963.0</b>	<b>53,632.0</b>	<b>0.0</b>	<b>0.0</b>
Portmore Hagen Climate Change Park	22,976.0	30,000.0	10,000.0	0.0	0.0	0.0
Local Government Adaptation to Climate Change	0.0	22,348.0	16,627.0	0.0	0.0	0.0
Fisheries Ecosystem Adaptation Strategies and Technologies	0.0	42,800.0	22,876.0	0.0	0.0	0.0
Emerging and Sustainable Cities Initiative	0.0	80,881.0	0.0	0.0	0.0	0.0
Community Based Landslide Risk Reduction	119.0	0.0	0.0	0.0	0.0	0.0
Riverton Landfill Access Road Concrete Pavement Project	182,500.0	0.0	0.0	0.0	0.0	0.0
Emerging and Sustainable Cities Initiative	50,214.0	0.0	0.0	0.0	0.0	0.0
Strengthening the Disaster Risk Management (DRM) Capacity of	0.0	0.0	27,936.0	23,156.0	0.0	0.0
Climate Change Adaptation and Risk Reduction Technology and	0.0	0.0	47,524.0	30,476.0	0.0	0.0
<b>TOTAL INSTITUTIONAL PROJECTS</b>	<b>29,270,158.0</b>	<b>34,108,923.0</b>	<b>42,509,851.0</b>	<b>48,598,884.0</b>	<b>49,878,694.0</b>	<b>40,879,803.0</b>



# 2018-2019 Jamaica Budget

Estimates of Expenditure (Net of Appropriations-in-Aid)

\$ '000

## Recurrent

Head No. and Title	Actual (Provisional) Expenditure	Approved Estimates	Revised Estimates	Estimates	Projected Estimates	Projected Estimates	Projected Estimates
	2016-2017	2017-2018	2017-2018	2018-2019	2019-2020	2020-2021	2021-2022
01000 His Excellency the Governor General and Staff	193,206.0	236,158.0	250,172.0	248,943.0	261,306.0	275,208.0	284,446.0
02000 Houses of Parliament	852,708.0	860,286.0	990,076.0	1,104,748.0	1,152,610.0	1,224,936.0	1,264,801.0
03000 Office of the Public Defender	99,259.0	107,557.0	112,285.0	129,057.0	135,711.0	143,496.0	148,279.0
04000 Office of the Contractor-General	295,828.0	280,830.0	288,186.0	317,787.0	335,409.0	355,728.0	369,454.0
05000 Auditor General	620,719.0	646,998.0	646,998.0	703,234.0	744,165.0	793,785.0	820,210.0
06000 Office of the Services Commissions	198,444.0	205,955.0	204,303.0	311,381.0	330,031.0	352,291.0	363,578.0
07000 Office of the Children's Advocate	157,545.0	175,850.0	180,327.0	186,619.0	196,280.0	207,444.0	214,922.0
08000 Independent Commission of Investigations	366,492.0	353,350.0	369,052.0	411,044.0	427,746.0	447,834.0	462,423.0
15000 Office of the Prime Minister	4,593,214.0	5,992,745.0	5,455,813.0	5,246,985.0	6,832,092.0	7,277,965.0	7,604,962.0
15010 Jamaica Information Service	533,713.0	484,943.0	484,943.0	649,339.0	543,247.0	570,181.0	589,586.0
<b>Total Office of the Prime Minister and Departments</b>	<b>5,126,927.0</b>	<b>6,477,688.0</b>	<b>5,940,756.0</b>	<b>5,896,324.0</b>	<b>7,375,339.0</b>	<b>7,848,146.0</b>	<b>8,194,548.0</b>
16000 Office of the Cabinet	425,723.0	468,540.0	468,540.0	510,953.0	540,669.0	584,558.0	597,469.0
16049 Management Institute for National Development	143,741.0	147,551.0	147,551.0	161,978.0	172,668.0	185,834.0	190,480.0
<b>Total Office of the Cabinet and Departments</b>	<b>569,464.0</b>	<b>616,091.0</b>	<b>616,091.0</b>	<b>672,931.0</b>	<b>713,337.0</b>	<b>770,392.0</b>	<b>787,949.0</b>
17000 Ministry of Tourism	1,949,514.0	7,922,717.0	8,722,717.0	11,529,503.0	12,225,349.0	12,871,681.0	13,486,582.0
19000 Ministry of Economic Growth and Job Creation	6,502,080.0	6,881,977.0	9,448,678.0	9,711,496.0	9,968,795.0	10,535,658.0	10,976,548.0
19046 Forestry Department	626,099.0	633,031.0	633,031.0	864,227.0	867,670.0	921,706.0	954,864.0
19047 National Land Agency	508,096.0	487,702.0	487,702.0	526,673.0	559,919.0	600,158.0	617,813.0
19048 National Environment and Planning Agency	838,403.0	812,542.0	840,072.0	956,410.0	1,006,778.0	1,072,407.3	1,107,319.0
19050 National Works Agency	626,378.0	619,576.0	619,576.0	680,049.0	724,864.0	779,961.0	799,530.0
<b>Total Ministry of Economic Growth and Job Creation and Departments</b>	<b>9,101,056.0</b>	<b>9,434,828.0</b>	<b>12,029,059.0</b>	<b>12,738,855.0</b>	<b>13,128,026.0</b>	<b>13,909,890.3</b>	<b>14,456,074.0</b>
20000 Ministry of Finance and the Public Service	15,209,636.0	24,528,958.0	35,156,655.0	56,167,512.0	42,301,846.0	44,276,850.0	32,009,342.0
20011 Accountant General's Department	727,231.0	734,230.0	869,230.0	795,760.0	845,934.0	893,049.0	925,796.0
20018 Public Debt Servicing (Interest Payments)	140,126,338.0	137,852,871.0	137,554,498.0	136,947,879.0	128,409,847.0	125,130,213.0	124,502,078.0
20019 Pensions	30,237,004.0	34,241,882.0	34,241,882.0	37,318,147.0	39,146,736.0	41,104,073.0	43,241,485.0
20056 Tax Administration Jamaica	7,784,958.0	8,666,227.0	8,666,227.0	8,966,227.0	9,405,572.0	9,875,851.0	10,389,395.0



# 2018-2019 Jamaica Budget

Estimates of Expenditure (Net of Appropriations-in-Aid)

\$ '000

**Recurrent**

Head No. and Title	Actual (Provisional) Expenditure	Approved Estimates	Revised Estimates	Estimates	Projected Estimates	Projected Estimates	Projected Estimates
	2016-2017	2017-2018	2017-2018	2018-2019	2019-2020	2020-2021	2021-2022
<b>Total Ministry of Finance and the Public Service and Departments</b>	<b>194,085,167.0</b>	<b>206,024,168.0</b>	<b>216,488,492.0</b>	<b>240,195,525.0</b>	<b>220,109,935.0</b>	<b>221,280,036.0</b>	<b>211,068,096.0</b>
26000 <b>Ministry of National Security</b>	<b>16,411,384.0</b>	<b>16,292,898.0</b>	<b>17,684,505.0</b>	<b>23,011,178.0</b>	<b>24,207,153.0</b>	<b>25,619,354.0</b>	<b>26,415,454.0</b>
26022 <b>Police Department</b>	<b>34,598,335.0</b>	<b>33,044,692.0</b>	<b>33,522,581.0</b>	<b>35,315,316.0</b>	<b>36,945,149.0</b>	<b>38,895,105.0</b>	<b>39,900,957.0</b>
26024 <b>Department of Correctional Services</b>	<b>7,533,604.0</b>	<b>6,574,344.0</b>	<b>6,574,344.0</b>	<b>7,052,010.0</b>	<b>7,371,255.0</b>	<b>7,748,656.0</b>	<b>7,958,549.0</b>
26057 <b>Institute of Forensic Science and Legal Medicine</b>	<b>-</b>	<b>540,360.0</b>	<b>540,360.0</b>	<b>740,955.0</b>	<b>778,806.0</b>	<b>821,305.0</b>	<b>856,342.0</b>
<b>Total Ministry of National Security and Departments</b>	<b>58,543,323.0</b>	<b>56,452,294.0</b>	<b>58,321,790.0</b>	<b>66,119,459.0</b>	<b>69,302,363.0</b>	<b>73,084,420.0</b>	<b>75,131,302.0</b>
28000 <b>Ministry of Justice</b>	<b>1,438,948.0</b>	<b>1,502,669.0</b>	<b>1,724,225.0</b>	<b>1,708,668.0</b>	<b>1,792,953.0</b>	<b>1,887,434.0</b>	<b>1,966,545.0</b>
28023 <b>Court of Appeal</b>	<b>264,328.0</b>	<b>261,551.0</b>	<b>303,225.0</b>	<b>332,627.0</b>	<b>350,034.0</b>	<b>376,075.0</b>	<b>387,541.0</b>
28025 <b>Director of Public Prosecutions</b>	<b>377,220.0</b>	<b>440,917.0</b>	<b>440,917.0</b>	<b>475,489.0</b>	<b>500,407.0</b>	<b>529,681.0</b>	<b>546,574.0</b>
28026 <b>Family Courts</b>	<b>233,432.0</b>	<b>239,814.0</b>	<b>239,814.0</b>	<b>272,497.0</b>	<b>284,187.0</b>	<b>298,266.0</b>	<b>308,047.0</b>
28027 <b>Parish Courts</b>	<b>1,433,660.0</b>	<b>1,595,443.0</b>	<b>1,610,443.0</b>	<b>1,675,576.0</b>	<b>1,759,847.0</b>	<b>1,862,174.0</b>	<b>1,919,258.0</b>
28028 <b>Revenue Court</b>	<b>3,136.0</b>	<b>3,481.0</b>	<b>3,481.0</b>	<b>4,021.0</b>	<b>4,270.0</b>	<b>4,488.0</b>	<b>4,611.0</b>
28029 <b>Supreme Court</b>	<b>1,132,614.0</b>	<b>1,180,145.0</b>	<b>1,331,698.0</b>	<b>1,499,600.0</b>	<b>1,577,180.0</b>	<b>1,668,902.0</b>	<b>1,719,725.0</b>
28030 <b>Administrator General</b>	<b>243,535.0</b>	<b>256,000.0</b>	<b>256,000.0</b>	<b>279,718.0</b>	<b>297,540.0</b>	<b>319,530.0</b>	<b>327,017.0</b>
28031 <b>Attorney General</b>	<b>787,209.0</b>	<b>794,024.0</b>	<b>1,477,024.0</b>	<b>910,655.0</b>	<b>1,435,622.0</b>	<b>1,512,876.0</b>	<b>1,583,751.0</b>
28033 <b>Office of the Parliamentary Counsel</b>	<b>124,976.0</b>	<b>138,845.0</b>	<b>138,845.0</b>	<b>166,487.0</b>	<b>173,672.0</b>	<b>182,266.0</b>	<b>188,540.0</b>
28052 <b>Legal Reform Department</b>	<b>80,097.0</b>	<b>79,602.0</b>	<b>79,602.0</b>	<b>88,777.0</b>	<b>93,825.0</b>	<b>99,772.0</b>	<b>103,193.0</b>
28054 <b>Court Management Services</b>	<b>330,677.0</b>	<b>364,610.0</b>	<b>364,610.0</b>	<b>367,847.0</b>	<b>386,974.0</b>	<b>409,664.0</b>	<b>424,445.0</b>
<b>Total Ministry of Justice and Departments</b>	<b>6,449,832.0</b>	<b>6,857,101.0</b>	<b>7,969,884.0</b>	<b>7,781,962.0</b>	<b>8,656,511.0</b>	<b>9,151,128.0</b>	<b>9,479,247.0</b>
30000 <b>Ministry of Foreign Affairs and Foreign Trade</b>	<b>3,949,208.0</b>	<b>4,179,682.0</b>	<b>4,179,682.0</b>	<b>4,500,151.0</b>	<b>4,694,630.0</b>	<b>4,910,395.0</b>	<b>5,099,993.0</b>
40000 <b>Ministry of Labour and Social Security</b>	<b>2,719,406.0</b>	<b>3,046,096.0</b>	<b>3,046,096.0</b>	<b>3,429,439.0</b>	<b>3,722,248.0</b>	<b>3,939,505.0</b>	<b>4,087,097.0</b>
41000 <b>Ministry of Education, Youth and Information</b>	<b>91,736,047.0</b>	<b>96,556,505.0</b>	<b>97,029,734.0</b>	<b>100,473,064.0</b>	<b>105,255,676.0</b>	<b>110,837,803.0</b>	<b>113,942,324.0</b>
41051 <b>Child Development Agency</b>	<b>2,136,453.0</b>	<b>2,194,020.0</b>	<b>2,245,791.0</b>	<b>2,550,638.0</b>	<b>2,686,715.0</b>	<b>2,829,967.0</b>	<b>2,946,536.0</b>
<b>Total Ministry of Education, Youth and Information and Departments</b>	<b>93,872,500.0</b>	<b>98,750,525.0</b>	<b>99,275,525.0</b>	<b>103,023,702.0</b>	<b>107,942,391.0</b>	<b>113,667,770.0</b>	<b>116,888,860.0</b>
42000 <b>Ministry of Health</b>	<b>55,466,427.0</b>	<b>60,331,660.0</b>	<b>62,207,087.0</b>	<b>63,969,045.0</b>	<b>67,439,952.0</b>	<b>71,597,616.0</b>	<b>73,841,092.0</b>
42034 <b>Bellevue Hospital</b>	<b>1,465,057.0</b>	<b>1,521,370.0</b>	<b>1,577,741.0</b>	<b>1,586,770.0</b>	<b>1,659,923.0</b>	<b>1,746,289.0</b>	<b>1,794,089.0</b>
42035 <b>Government Chemist</b>	<b>36,218.0</b>	<b>48,386.0</b>	<b>48,386.0</b>	<b>53,656.0</b>	<b>47,951.0</b>	<b>50,453.0</b>	<b>52,249.0</b>




## 2018-2019 Jamaica Budget

Estimates of Expenditure (Net of Appropriations-in-Aid)

\$ '000

**Recurrent**

Head No. and Title	Actual (Provisional) Expenditure	Approved Estimates	Revised Estimates	Estimates	Projected Estimates	Projected Estimates	Projected Estimates
	2016-2017	2017-2018	2017-2018	2018-2019	2019-2020	2020-2021	2021-2022
<b>Total Ministry of Health and Departments</b>	56,967,702.0	61,901,416.0	63,833,214.0	65,609,471.0	69,147,826.0	73,394,358.0	75,687,430.0
46000 Ministry of Culture, Gender, Entertainment and Sport	2,517,402.0	3,287,795.0	3,309,812.0	3,331,540.0	3,510,334.0	3,717,010.0	3,860,499.0
50000 Ministry of Industry, Commerce, Agriculture and Fisheries	5,672,963.0	5,628,212.0	5,880,766.0	6,266,877.0	6,453,012.0	6,858,997.0	7,101,935.0
50038 The Companies Office of Jamaica	-	-	-	-	-	-	-
<b>Total Ministry of Industry, Commerce, Agriculture and Fisheries and Departments</b>	5,672,963.0	5,628,212.0	5,880,766.0	6,266,877.0	6,453,012.0	6,858,997.0	7,101,935.0
56000 Ministry of Science, Energy and Technology	3,461,326.0	3,377,129.0	4,417,959.0	4,720,628.0	4,923,706.0	5,207,182.0	5,419,715.0
56039 Post and Telecommunications Department	1,655,551.0	1,590,151.0	1,598,651.0	1,934,004.0	2,050,532.0	2,188,234.0	2,256,857.0
<b>Total Ministry of Science, Energy and Technology and Departments</b>	5,116,877.0	4,967,280.0	6,016,610.0	6,654,632.0	6,974,238.0	7,395,416.0	7,676,572.0
68000 Ministry of Transport and Mining	3,203,140.0	6,292,785.0	6,973,548.0	8,705,296.0	9,143,633.5	9,620,889.0	10,096,590.0
72000 Ministry of Local Government and Community Development	10,899,150.0	9,068,178.0	9,803,870.0	10,176,895.0	10,644,548.0	11,190,910.0	11,524,126.0
<b>Total Recurrent</b>	463,527,832.0	493,773,840.0	515,449,311.0	560,045,375.0	557,326,979.0	577,412,665.0	578,555,013.0



# 2018-2019 Jamaica Budget

Estimates of Expenditure (Net of Appropriations-in-Aid)

\$ '000

## Capital A

Head No. and Title	Actual (Provisional) Expenditure	Approved Estimates	Revised Estimates	Estimates	Projected Estimates	Projected Estimates	Projected Estimates
	2016-2017	2017-2018	2017-2018	2018-2019	2019-2020	2020-2021	2021-2022
15000 Office of the Prime Minister	-	262,723.0	262,723.0	-	-	-	-
19000 Ministry of Economic Growth and Job Creation	1,672,403.0	1,607,000.0	3,521,492.0	942,297.0	672,355.0	290,000.0	590,000.0
20000 Ministry of Finance and the Public Service	1,628,806.0	2,489,491.0	1,751,260.0	3,158,930.0	2,500,000.0	7,900,000.0	22,892,901.0
20018 Public Debt Servicing (Debt Amortisation)	84,414,452.0	172,548,080.0	241,353,537.0	152,044,275.0	114,180,521.0	160,998,235.0	136,697,887.0
<b>Total Ministry of Finance and the Public Service and Departments</b>	<b>86,043,258.0</b>	<b>175,037,571.0</b>	<b>243,104,797.0</b>	<b>155,203,205.0</b>	<b>116,680,521.0</b>	<b>168,898,235.0</b>	<b>159,590,788.0</b>
26000 Ministry of National Security	5,014,750.0	3,003,000.0	4,022,662.0	11,014,386.0	9,192,829.0	6,899,603.0	4,647,993.0
28000 Ministry of Justice	292,708.0	424,660.0	524,660.0	1,320,659.0	1,387,700.0	997,000.0	1,397,000.0
41000 Ministry of Education, Youth and Information	1,050,909.0	904,440.0	938,205.0	732,559.0	1,073,103.0	1,867,103.0	1,236,103.0
42000 Ministry of Health	28,262.0	29,000.0	106,852.0	-	-	-	-
46000 Ministry of Culture, Gender, Entertainment and Sport	89,500.0	-	-	19,310.0	-	-	-
50000 Ministry of Industry, Commerce, Agriculture and Fisheries	2,677,269.0	1,491,948.0	1,511,948.0	1,000,000.0	550,000.0	520,000.0	1,700,000.0
56000 Ministry of Science, Energy and Technology	285,000.0	251,881.0	150,000.0	330,136.0	-	-	-
68000 Ministry of Transport and Mining	2,329,253.0	1,310,671.0	1,310,671.0	771.0	1,729.0	-	-
72000 Ministry of Local Government and Community Development	462,601.0	471,111.0	471,111.0	570,651.0	1,218,000.0	1,185,000.0	760,000.0
<b>Total Capital A</b>	<b>99,945,913.0</b>	<b>184,794,005.0</b>	<b>255,925,121.0</b>	<b>171,133,974.0</b>	<b>130,776,237.0</b>	<b>180,656,941.0</b>	<b>169,921,884.0</b>




# 2018-2019 Jamaica Budget

Estimates of Expenditure (Net of Appropriations-in-Aid)

\$ '000

## Capital B

Head No. and Title	Actual (Provisional) Expenditure	Approved Estimates	Revised Estimates	Estimates	Projected Estimates	Projected Estimates	Projected Estimates
	2016-2017	2017-2018	2017-2018	2018-2019	2019-2020	2020-2021	2021-2022
15000 Office of the Prime Minister	1,915,176.0	1,716,380.0	2,023,063.0	5,516,555.0	7,735,568.0	7,250,964.0	9,230,709.0
16000 Office of the Cabinet	571,254.0	652,421.0	747,106.0	1,438,600.0	-	-	-
17000 Ministry of Tourism	17,000.0	-	-	-	-	-	-
19000 Ministry of Economic Growth and Job Creation	12,026,582.0	18,518,595.0	14,539,428.0	19,734,093.0	24,738,968.0	26,522,212.0	17,248,874.0
20000 Ministry of Finance and the Public Service	2,089,809.0	2,358,078.0	2,027,601.0	2,066,166.0	1,070,634.0	1,075,000.0	-
26000 Ministry of National Security	1,235,592.0	1,254,792.0	1,336,257.0	1,400,060.0	1,559,953.0	1,250,000.0	1,300,000.0
28000 Ministry of Justice	628,285.0	659,749.0	744,749.0	555,241.0	661,837.0	285,366.0	500,000.0
40000 Ministry of Labour and Social Security	6,036,251.0	8,279,871.0	8,279,871.0	7,973,764.0	8,053,731.0	8,568,350.0	8,640,550.0
41000 Ministry of Education, Youth and Information	1,547,266.0	674,969.0	1,027,478.0	938,075.0	469,371.0	588,064.0	75,000.0
42000 Ministry of Health	1,598,728.0	1,825,929.0	1,918,344.0	2,165,928.0	3,179,583.0	3,190,000.0	2,733,000.0
46000 Ministry of Culture, Gender, Entertainment and Sport	99,016.0	16,080.0	28,360.0	1,415.0	-	-	-
50000 Ministry of Industry, Commerce, Agriculture and Fisheries	697,981.0	375,418.0	660,012.0	122,378.0	72,480.0	76,238.0	79,170.0
56000 Ministry of Science, Energy and Technology	550,743.0	625,847.0	601,625.0	472,613.0	1,003,127.0	1,072,500.0	1,072,500.0
68000 Ministry of Transport and Mining	666.0	-	-	-	-	-	-
72000 Ministry of Local Government and Community Development	255,809.0	78,480.0	176,029.0	124,963.0	53,632.0	-	-
<b>Total Capital B</b>	<b>29,270,158.0</b>	<b>37,036,609.0</b>	<b>34,109,923.0</b>	<b>42,509,851.0</b>	<b>48,598,884.0</b>	<b>49,878,694.0</b>	<b>40,879,803.0</b>
<b>Total Capital (AB)</b>	<b>129,216,071.0</b>	<b>221,830,614.0</b>	<b>290,035,044.0</b>	<b>213,643,825.0</b>	<b>179,375,121.0</b>	<b>230,535,635.0</b>	<b>210,801,687.0</b>
<b>Grand Total Recurrent and Capital</b>	<b>592,743,903.0</b>	<b>715,604,454.0</b>	<b>805,484,355.0</b>	<b>773,689,200.0</b>	<b>736,702,100.0</b>	<b>807,948,300.0</b>	<b>789,356,700.0</b>



## 2018-2019 Jamaica Budget

Statutory Provisions and Provisions to be Voted

\$ '000

**Recurrent**

Head No. and Title	Statutory	Gross Expenditure to be Voted	Appropriations in Aid	Net Expenditure to be Voted	Net Provisions in Estimates (Including Statutory)
01000 His Excellency the Governor General and Staff	180,998.0	69,639.0	1,694.0	67,945.0	248,943.0
02000 Houses of Parliament	13,419.0	1,091,329.0	-	1,091,329.0	1,104,748.0
03000 Office of the Public Defender	13,976.0	115,081.0	-	115,081.0	129,057.0
04000 Office of the Contractor-General	12,529.0	305,258.0	-	305,258.0	317,787.0
05000 Auditor General	8,086.0	705,148.0	10,000.0	695,148.0	703,234.0
06000 Office of the Services Commissions	6,272.0	305,109.0	-	305,109.0	311,381.0
07000 Office of the Children's Advocate	12,529.0	174,090.0	-	174,090.0	186,619.0
08000 Independent Commission of Investigations	13,137.0	542,083.0	144,176.0	397,907.0	411,044.0
15000 Office of the Prime Minister	-	6,481,985.0	1,235,000.0	5,246,985.0	5,246,985.0
15010 Jamaica Information Service	-	735,312.0	85,973.0	649,339.0	649,339.0
15020 Registrar General's Department and Island Records	-	910,488.0	910,488.0	-	0.0
<b>Total Office of the Prime Minister and Departments</b>	-	8,127,785.0	2,231,461.0	5,896,324.0	5,896,324.0
16000 Office of the Cabinet	-	510,953.0	-	510,953.0	510,953.0
16049 Management Institute for National Development	-	499,796.0	337,818.0	161,978.0	161,978.0
<b>Total Office of the Cabinet and Departments</b>	-	1,010,749.0	337,818.0	672,931.0	672,931.0
17000 Ministry of Tourism	-	11,635,367.0	105,864.0	11,529,503.0	11,529,503.0
19000 Ministry of Economic Growth and Job Creation	-	11,362,915.0	1,651,419.0	9,711,496.0	9,711,496.0
19046 Forestry Department	-	871,627.0	7,400.0	864,227.0	864,227.0
19047 National Land Agency	-	2,179,158.0	1,652,485.0	526,673.0	526,673.0
19048 National Environment and Planning Agency	-	1,087,721.0	131,311.0	956,410.0	956,410.0
19050 National Works Agency	-	2,024,413.0	1,344,364.0	680,049.0	680,049.0
<b>Total Ministry of Economic Growth and Job Creation and Departments</b>	-	17,525,834.0	4,786,979.0	12,738,855.0	12,738,855.0
20000 Ministry of Finance and the Public Service	-	56,167,512.0	-	56,167,512.0	56,167,512.0
20011 Accountant General's Department	-	795,760.0	-	795,760.0	795,760.0
20012 Jamaica Customs Agency	-	9,634,516.0	9,634,516.0	-	0.0



## 2018-2019 Jamaica Budget

Statutory Provisions and Provisions to be Voted

\$ '000

**Recurrent**

Head No. and Title	Statutory	Gross Expenditure to be Voted	Appropriations in Aid	Net Expenditure to be Voted	Net Provisions in Estimates (Including Statutory)
20018 Public Debt Servicing (Interest Payments)	136,947,879.0	-	-	-	136,947,879.0
20019 Pensions	28,928,171.0	8,389,976.0	-	8,389,976.0	37,318,147.0
20056 Tax Administration Jamaica	-	8,966,227.0	-	8,966,227.0	8,966,227.0
<b>Total Ministry of Finance and the Public Service and Departments</b>	<b>165,876,050.0</b>	<b>83,953,991.0</b>	<b>9,634,516.0</b>	<b>74,319,475.0</b>	<b>240,195,525.0</b>
26000 Ministry of National Security	-	23,506,739.0	495,561.0	23,011,178.0	23,011,178.0
26022 Police Department	-	36,096,316.0	781,000.0	35,315,316.0	35,315,316.0
26024 Department of Correctional Services	-	7,062,010.0	10,000.0	7,052,010.0	7,052,010.0
26053 Passport, Immigration and Citizenship Agency	-	2,449,099.0	2,449,099.0	-	0.0
26057 Institute of Forensic Science and Legal Medicine	-	740,955.0	-	740,955.0	740,955.0
<b>Total Ministry of National Security and Departments</b>	<b>-</b>	<b>69,855,119.0</b>	<b>3,735,660.0</b>	<b>66,119,459.0</b>	<b>66,119,459.0</b>
28000 Ministry of Justice	-	2,383,068.0	674,400.0	1,708,668.0	1,708,668.0
28023 Court of Appeal	158,766.0	173,861.0	-	173,861.0	332,627.0
28025 Director of Public Prosecutions	9,651.0	465,838.0	-	465,838.0	475,489.0
28026 Family Courts	-	272,497.0	-	272,497.0	272,497.0
28027 Parish Courts	-	1,675,576.0	-	1,675,576.0	1,675,576.0
28028 Revenue Court	-	4,021.0	-	4,021.0	4,021.0
28029 Supreme Court	566,600.0	933,000.0	-	933,000.0	1,499,600.0
28030 Administrator General	-	509,718.0	230,000.0	279,718.0	279,718.0
28031 Attorney General	-	910,655.0	-	910,655.0	910,655.0
28033 Office of the Parliamentary Counsel	-	166,487.0	-	166,487.0	166,487.0
28052 Legal Reform Department	-	88,777.0	-	88,777.0	88,777.0
28054 Court Management Services	-	367,847.0	-	367,847.0	367,847.0
<b>Total Ministry of Justice and Departments</b>	<b>735,017.0</b>	<b>7,951,345.0</b>	<b>904,400.0</b>	<b>7,046,945.0</b>	<b>7,781,962.0</b>
30000 Ministry of Foreign Affairs and Foreign Trade	-	4,589,443.0	89,292.0	4,500,151.0	4,500,151.0
40000 Ministry of Labour and Social Security	-	4,242,439.0	813,000.0	3,429,439.0	3,429,439.0
41000 Ministry of Education, Youth and Information	-	102,806,313.0	2,333,249.0	100,473,064.0	100,473,064.0






## 2018-2019 Jamaica Budget

Statutory Provisions and Provisions to be Voted

\$ '000

## Recurrent

Head No. and Title	Statutory	Gross Expenditure to be Voted	Appropriations in Aid	Net Expenditure to be Voted	Net Provisions in Estimates (Including Statutory)
41051 Child Development Agency	-	2,552,440.0	1,802.0	2,550,638.0	2,550,638.0
<b>Total Ministry of Education, Youth and Information and Departments</b>	-	<b>105,358,753.0</b>	<b>2,335,051.0</b>	<b>103,023,702.0</b>	<b>103,023,702.0</b>
42000 Ministry of Health	-	64,199,971.0	230,926.0	63,969,045.0	63,969,045.0
42034 Bellevue Hospital	-	1,586,770.0	-	1,586,770.0	1,586,770.0
42035 Government Chemist	-	53,656.0	-	53,656.0	53,656.0
<b>Total Ministry of Health and Departments</b>	-	<b>65,840,397.0</b>	<b>230,926.0</b>	<b>65,609,471.0</b>	<b>65,609,471.0</b>
46000 Ministry of Culture, Gender, Entertainment and	-	3,852,209.0	520,669.0	3,331,540.0	3,331,540.0
50000 Ministry of Industry, Commerce, Agriculture and	-	6,800,840.0	533,963.0	6,266,877.0	6,266,877.0
50038 The Companies Office of Jamaica	-	458,504.0	458,504.0	-	0.0
<b>Total Ministry of Industry, Commerce, Agriculture and Fisheries and Departments</b>	-	<b>7,259,344.0</b>	<b>992,467.0</b>	<b>6,266,877.0</b>	<b>6,266,877.0</b>
56000 Ministry of Science, Energy and Technology	-	4,932,696.0	212,068.0	4,720,628.0	4,720,628.0
56039 Post and Telecommunications Department	-	2,688,267.0	754,263.0	1,934,004.0	1,934,004.0
<b>Total Ministry of Science, Energy and Technology and Departments</b>	-	<b>7,620,963.0</b>	<b>966,331.0</b>	<b>6,654,632.0</b>	<b>6,654,632.0</b>
68000 Ministry of Transport and Mining	-	9,019,673.0	314,377.0	8,705,296.0	8,705,296.0
72000 Ministry of Local Government and Community	-	12,415,053.0	2,238,158.0	10,176,895.0	10,176,895.0
<b>Total Recurrent</b>	<b>166,872,013.0</b>	<b>423,566,201.0</b>	<b>30,392,839.0</b>	<b>393,173,362.0</b>	<b>560,045,375.0</b>




## 2018-2019 Jamaica Budget

Statutory Provisions and Provisions to be Voted

\$ '000

## Capital

Head No. and Title	Statutory	Gross Expenditure to be Voted	Appropriations in Aid	Net Expenditure to be Voted	Net Provisions in Estimates (Including Statutory)
15000B Office of the Prime Minister	-	5,641,555.0	125,000.0	5,516,555.0	5,516,555.0
16000B Office of the Cabinet	-	1,438,599.9	-	1,438,599.9	1,438,599.9
19000A Ministry of Economic Growth and Job Creation	-	942,297.0	-	942,297.0	942,297.0
19000B Ministry of Economic Growth and Job Creation	-	19,734,093.0	-	19,734,093.0	19,734,093.0
20000A Ministry of Finance and the Public Service	-	3,158,930.0	-	3,158,930.0	3,158,930.0
20000B Ministry of Finance and the Public Service	-	2,066,166.0	-	2,066,166.0	2,066,166.0
20018A Public Debt Servicing (Debt Amortisation)	152,044,275.0	-	-	-	152,044,275.0
26000A Ministry of National Security	-	11,074,386.0	60,000.0	11,014,386.0	11,014,386.0
26000B Ministry of National Security	-	1,400,060.1	-	1,400,060.1	1,400,060.1
28000A Ministry of Justice	-	1,320,659.0	-	1,320,659.0	1,320,659.0
28000B Ministry of Justice	-	555,241.0	-	555,241.0	555,241.0
40000B Ministry of Labour and Social Security	-	7,973,763.8	-	7,973,763.8	7,973,763.8
41000A Ministry of Education, Youth and Information	-	732,559.0	-	732,559.0	732,559.0
41000B Ministry of Education, Youth and Information	-	938,075.0	-	938,075.0	938,075.0
42000A Ministry of Health	-	1,960,500.0	1,960,500.0	-	0.0
42000B Ministry of Health	-	2,387,578.3	221,650.0	2,165,928.3	2,165,928.3
46000A Ministry of Culture, Gender, Entertainment and	-	19,310.0	-	19,310.0	19,310.0
46000B Ministry of Culture, Gender, Entertainment and	-	1,415.0	-	1,415.0	1,415.0
50000A Ministry of Industry, Commerce, Agriculture and	-	1,000,000.1	-	1,000,000.1	1,000,000.1
50000B Ministry of Industry, Commerce, Agriculture and	-	122,378.0	-	122,378.0	122,378.0
56000A Ministry of Science, Energy and Technology	-	1,030,136.0	700,000.0	330,136.0	330,136.0
56000B Ministry of Science, Energy and Technology	-	472,613.1	-	472,613.1	472,613.1
68000A Ministry of Transport and Mining	-	771.0	-	771.0	771.0
72000A Ministry of Local Government and Community	-	570,651.0	-	570,651.0	570,651.0
72000B Ministry of Local Government and Community	-	124,963.0	-	124,963.0	124,963.0
<b>Total Capital</b>	<b>152,044,275.0</b>	<b>64,666,700.0</b>	<b>3,067,150.0</b>	<b>61,599,550.0</b>	<b>213,643,825.0</b>
<b>Grand Total Recurrent and Capital</b>	<b>318,916,288.0</b>	<b>488,232,901.0</b>	<b>33,459,989.0</b>	<b>454,772,912.0</b>	<b>773,689,200.0</b>



---

**Ministry of Finance and the Public Service**

30 National Heroes Circle, Kingston 4, Jamaica W.I. Tel (876) 922-8600-16 Fax: (876) 922-7097

<http://www.mof.gov.jm>

Printed by Jamaica Printing Services (1992) Ltd. (Government Printers) Duke Street, Kingston, Jamaica